



NORTH HERTFORDSHIRE DISTRICT COUNCIL

PLAYING PITCH STRATEGY

ASSESSMENT REPORT

AUGUST 2015

Integrity, Innovation, Inspiration

1-2 Frecheville Court ◀ off Knowsley Street ◀ Bury BL9 0UF
T 0161 764 7040 ◀ **F** 0161 764 7490 ◀ **E** mail@kcp.co.uk ◀ **www.kcp.co.uk**



NORTH HERTFORDSHIRE PLAYING PITCH ASSESSMENT

PART 1: INTRODUCTION	3
PART 2A: FOOTBALL.....	15
PART 2B: ARTIFICIAL GRASS PITCHES (AGPS)	39
PART 2D: RUGBY UNION.....	70
PART 2E: HOCKEY	82
PART 3A: TENNIS	87
PART 3B: ATHLETICS	96
PART 3C: BOWLS.....	100
PART 4A: BMX AND SKATE PARKS	107
PART 4B: GOLF	116
APPENDIX 1: SPORTING CONTEXT	122
APPENDIX 2: LOCAL CONTEXT	132
APPENDIX 3: MINI SOCCER DEFINITIONS AND LAWS OF THE GAME.....	148
APPENDIX 4: NON-TECHNICAL ASSESSMENTS	153

NORTH HERTFORDSHIRE PLAYING PITCH ASSESSMENT

PART 1: INTRODUCTION

- 1.1. This is the Playing Pitch Strategy (PPS) Assessment Report prepared by Knight Kavanagh & Page (KKP) for North Hertfordshire District Council (NHDC).
- 1.2. The study covers all main playing pitch sports as well as some non-pitch sports. The full list of sports for which outdoor facilities are covered is set out below:
 - ◀ Football
 - ◀ Cricket
 - ◀ Rugby union
 - ◀ Hockey (artificial grass pitches - AGPs)
 - ◀ Tennis
 - ◀ Athletics
 - ◀ Bowls
 - ◀ BMX & Skate parks
 - ◀ Golf
- 1.3. This report presents a supply and demand assessment in accordance with Sport England's Playing Pitch Strategy Guidance: *An Approach to Developing and Delivering a Playing Pitch Strategy*. This methodology is followed to ensure development of a clear picture of the balance between the local supply of, and demand for, playing pitches and other outdoor sports facilities. Other relevant studies, such as the Green Space Study, can be accessed on the North Herts web site at www.north-herts.gov.uk.
- 1.4. The guidance details a stepped approach to developing a PPS. The five steps are as follows:
 - ◀ Stage A: Prepare and tailor the approach
 - ◀ Stage B: Gather information and views on the supply of and demand for provision
 - ◀ Stage C: Assess the supply and demand information and views
 - ◀ Stage D: Develop the strategy
 - ◀ Stage E: Deliver the strategy and keep it robust and up to date

Stages A-C are covered in this report.

NORTH HERTFORDSHIRE PLAYING PITCH ASSESSMENT

Stage A: Tailoring the approach

Why the PPS is being developed

- 1.5. In addition to and in tandem with the PPS, North Hertfordshire District Council has commissioned a Sports Facilities Strategy (SFS) for the district. In accordance with Sport England's *Assessing Needs and Opportunities Guide for Indoor and Outdoor Sports Facilities* (ANOG) guidance the SFS includes an audit of sports facilities; an assessment of their quantity and quality; consultation with providers, users, non-users and key stakeholders; collaboration with Sport England on a Facilities Planning Model (FPM) profile (based on Sport England's National Facilities Audit data).

The overall study will be used:

- ◀ As the basis for emerging planning policies;
 - ◀ To inform the assessment of development proposals that may affect sport and recreational land and buildings;
 - ◀ To contribute to the Infrastructure Delivery Plan (IDP) and the implementation of S106 planning obligations or the Community Infrastructure Levy (CIL);
 - ◀ To inform the long-term use, amount, type and location of facilities; and
 - ◀ To inform on-going provision and management of facilities.
- 1.6. In addition to the generic key drivers, set out in the bullet points above, the main pitch sport national governing bodies of sport (NGBs) have set out sport specific key drivers for North Hertfordshire:

NGB	Key drivers
The Football Association (FA)	Working to deliver the FA National Facilities Strategy (2013 – 2015) and the FA National Game Strategy (2011 – 2015). <ul style="list-style-type: none"> ◀ Ensure any investment (current and future) is 'value for money'. ◀ Ensure access to education sites to accommodate the game. ◀ Protect the right sites for current and future football participation. ◀ Provide new pitches and facilities meeting FA standards where needed. ◀ Implement an accurate pricing policy for grassroots football clubs including discounts for FA Charter Standard Clubs. ◀ Ensure appropriate maintenance of grass pitches and AGPs particularly those which have been awarded grant aid (i.e., Football Foundation). Ensure sustainable assets appropriate for community asset transfer.
England & Wales Cricket Board (ECB)	Working towards ECB Champion Counties Strategic Plan 2014 – 2017: <ul style="list-style-type: none"> ◀ Improve the quality of cricket pitches to achieve a greater capacity. ◀ Ensure access to education sites to accommodate cricket. ◀ Ensure sufficient provision for predicted growth. ◀ Enhance opportunity for informal cricket e.g. Last Man Stands (LMS). ◀ Ensure sustainable assets be appropriate for community asset transfer.
Rugby Football Union (RFU)	<ul style="list-style-type: none"> ◀ Working towards the RFU National Facilities Strategy (2013-2017.. ◀ Ensure sustainable access to pitches in North Hertfordshire to satisfy predicted growth (particularly in light of the World Cup (2015). ◀ Protect and improve quality of pitches, ancillary facilities and floodlights as current and future demand requires. ◀ Improve access to training areas to preserve pitches for matches
England Hockey (EH)	<ul style="list-style-type: none"> ◀ Establishment of the 'Single System' to support the development pathway for players, coaches and officials of all ages and abilities to reach their full potential.

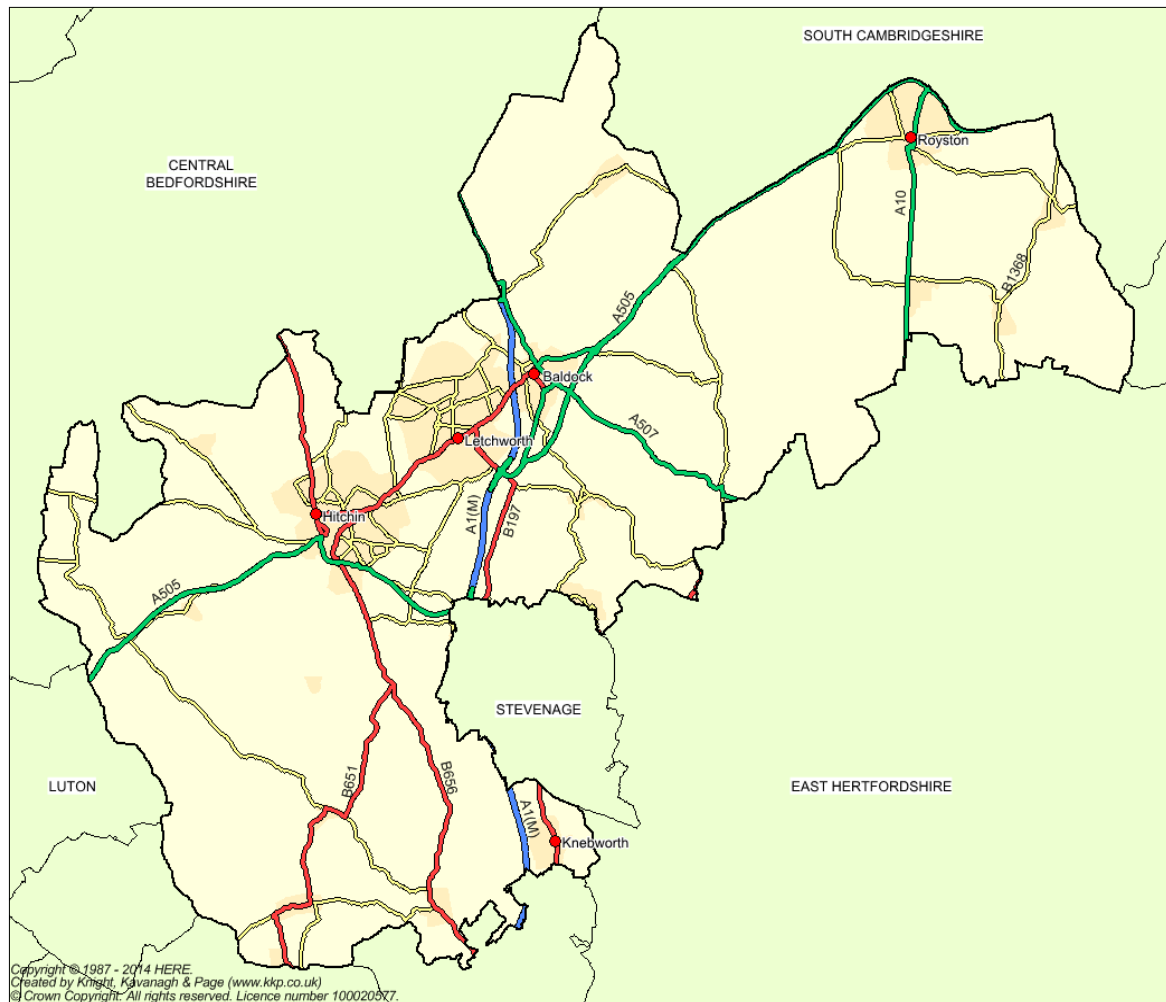
NORTH HERTFORDSHIRE PLAYING PITCH ASSESSMENT

NGB	Key drivers
	<ul style="list-style-type: none"> ◀ Ensure access to good quality AGPs and ancillary facilities; now and in the future. ◀ Ensure sufficient provision (including accessibility) for predicted growth to support priority clubs. ◀ Ensure that access to school sites is maintained and secured through the appropriate community use agreements. ◀ Ensure that any new hockey provision in the study area supports localised hockey demand and linked development programmes.
Lawn Tennis Association (LTA)	<ul style="list-style-type: none"> ◀ Get more people playing tennis more often - Deliver great service to Clubs ◀ To enrich lives through tennis - Build partnerships in the Community ◀ Teamwork, Integrity, Passion & Excellence - Enhance tennis offer in Education
England Athletics (EA)	<ul style="list-style-type: none"> ◀ Make England an athletic nation. ◀ Traditional athletics for some, running for many, fitness for all. ◀ Growing and sustaining participation <p>Becoming the most popular sporting pursuit in England 5% year on year growth in competing athletes Attracting and retaining 3million athletics participants by 2017 Increasing disabled participation across all levels of the sport</p> <ul style="list-style-type: none"> ◀ Improving performance <p>Increasing the number of athletes moving on to the world class performance programme Improving the quantity and quality of athlete performances across all event groups</p> <ul style="list-style-type: none"> ◀ More disabled athletes achieving high performance levels
Rugby Football League (RFL)	<ul style="list-style-type: none"> ◀ To address and improve pitch quality across the District. ◀ To ensure access to good quality training and ancillary facilities. ◀ To seek opportunities to be less reliant upon public sector provision. ◀ To ensure sustainable assets appropriate for community asset transfer.

The study area

- 1.7. North Hertfordshire District Council is the local authority for the northern part of Hertfordshire, in the East of England region. North Hertfordshire covers four main towns – Hitchin, Letchworth Garden City, Baldock and Royston as well as a number of villages and a large rural area. North Hertfordshire District Council will work with the appropriate partners in promoting sports activities development in the district including Letchworth Garden City Heritage Foundation. Within North Hertfordshire, Letchworth Garden City Heritage Foundation's role is to support, fund and promote activities for the Letchworth Garden City's communities and manage its property portfolio to generate income which is then invested back into its own community and landscape. The District Council has an enabling role to support the work of NGBs and other sports bodies in the provision of sports facilities.

NORTH HERTFORDSHIRE PLAYING PITCH ASSESSMENT



Map: North Hertfordshire with major road networks

NORTH HERTFORDSHIRE PLAYING PITCH ASSESSMENT

Analysis areas

- 1.8. To assist the study the district has been divided into three areas – Hitchin and Southern Rural, Letchworth and Baldock, and Royston. These areas are based on the five Council committee areas of Hitchin; Letchworth; Baldock and District; Royston and District; and Southern Rural. They broadly reflect the way people use facilities centred on the towns and the transport networks that support them.

Analysis Area	Population (2011 Census)
Hitchin and Southern Rural	49,070
Letchworth and Baldock	61,584
Royston	18,664

Key features of the study area

- 1.9. The following brief summary of the demographic profile of the district is based on data from nationally recognised sources such as the Office for National Statistics, NOMIS, Sport England and Experian. The full demographic profile can be found in Appendix 2.

Population and distribution

- 1.10. The total population of the district, based upon the 2013 Mid-Year Estimates, is 129,318 (males = 63,530 and females = 65,788).
- ◀ The most densely populated areas include Hitchin, Letchworth, Baldock and Royston.
 - ◀ The District age profile differs from that of the East Region in that there is a lower proportion of 15-29 year olds (North Hertfordshire 15.9%, East 18%).

Ethnicity

- ◀ 89.5% of the population is white; higher than the England rate (85.4%).
- ◀ 5.4% of the population is asian; compared to a national average of 7.8%.
- ◀ 2.0% of the population is black, compared to a national average of 3.48%.

Economic activity and inactivity

- ◀ Eight in ten (81.9%) of North Hertfordshire's 16-64 year olds are economically active (in or seeking employment – March 2014) compared to a national figure of 77.4%.
- ◀ The unemployment rate¹ in North Hertfordshire is 5.5%: below the East (5.8%) and national (7.2%) rates.

Income and benefits dependency

- ◀ The median figure for full-time earnings (2013) in North Hertfordshire is £33,415; the comparative rate for the East is £28,220 (-15.6%); and for GB is £26,941 (-19.3%).
- ◀ As of August 2014 1,158 people in North Hertfordshire were claiming Job Seekers Allowance (JSA); a decrease of 3.02% compared to August 2006 (1,194). However, JSA claimants only represent 20.3% of benefits claimants in North Hertfordshire, a further 41.6% claim ESA² and incapacity benefits while 11.5% are carers.

¹ Note the unemployment rate is modelled by the Office for National Statistics

² Employment and Support Allowance is directly targeted to support those who are ill or disabled.

NORTH HERTFORDSHIRE PLAYING PITCH ASSESSMENT

Deprivation

- None of NHBC's population resides in an area that is within the bottom 10% of super output areas (SOAs) nationally, i.e. in the most deprived parts of the country. Just 3.8% are in the next two cohorts; consequently, 3.8% of North Hertfordshire's population is in the 'lowest' three bands compared to a national average of 29.8%.

Health

- Life expectancy in North Hertfordshire is similar to the national figure; men 79.9 years compared to 79.2 years for England; and women 82.8 years compared to 83.0 years nationally.³
- Adult (at 19.1%) and child (at 15.5%) obesity rates in North Hertfordshire are below national (23.0% - adults and 18.9% children) and regional averages.

Active People Survey

1.11. Sport England's Active People Survey 8 (April 2014 to March 2015), evidences the following findings for North Hertfordshire.

- Participation – 4 in 10 (38.9%) of adults participated in at least 1 x 30 minutes moderate intensity sport per week. This was above the national average (35.8%) and the regional average (35.2%). It was above all but one of its 'nearest neighbours' which ranged from 34.2% to 41.8%.
- Sports club membership - around 3 in 10 (29.4%) are members of a sports club, based on the four weeks prior to the AP survey. This is above the national average (21.6%) and the regional rate (22.2%) and is above all of its 'nearest neighbours'.
- Sports tuition - just under 3 in 10 (28.0%) received sports tuition during the 12 months prior to the AP survey. This was above the regional and national averages. It is also above all of its 'nearest neighbours'.
- Competitive sport – just over 1 in 5 (17.6%) adults had taken part in competitive sport in the previous 12 months, this was above two of North Hertfordshire's 'nearest neighbours and also higher than the national (13.3%) and regional (14.0%) averages.

Sport England Market Segmentation

1.12. The Market Segmentation data shows that the following are the most dominant profiles in North Hertfordshire:

	Segment	Description	North Hertfordshire		East	England
1	Tim	Settling Down Males	11,622	11.97%	10.47%	8.83%
2	Philip	Comfortable Mid-Life Males	9,403	9.68%	9.62%	8.65%
3	Elaine	Empty Nest Career Ladies	6,920	7.13%	6.83%	6.07%
4	Elsie & Arnold	Retirement Home Singles	6,840	7.04%	7.94%	7.97%
5	Roger & Joy	Early Retirement Couples	6,619	6.82%	8.19%	6.77%

1.13. A complete overview of all 19 segments can be found in Appendix C. Gym and swimming are among the most popular activities and are known to cut across age groups and

³ Office of National Statistics: Life Expectancy at Birth by local areas in the United Kingdom, 2013.

NORTH HERTFORDSHIRE PLAYING PITCH ASSESSMENT

gender; in North Hertfordshire around 1 in 8 adults go to the gym, on average, at least once a month. The next most popular activity is swimming, 10.8% of adults go swimming on a relatively regular basis.

Projected population change

- 1.14. The most recent ONS projections indicate a rise of 24.6% in North Hertfordshire's population (+31,573) over the 25 years from 2012 to 2037. A shorter timeframe, to 2024, projects that the overall number of people in the district will rise by +13,969 (+10.7%). However, significant age specific variations will have implications for different markets, economic and health issues, for example, there will be (2012 – 2037):

- ◀ +3,347 (+13.1%) more 0-15 year olds;
- ◀ -547 (-2.8%) fewer 45-54 year olds;
- ◀ +3,956 (+26.7%) more 55-64 year olds;
- ◀ +5,635 (+23.6%) more people aged 65+.

NHDC Citizen's panel survey 2014

- 1.15. Opinion Research Services (ORS) was commissioned by North Hertfordshire District Council (NHDC) to undertake a survey with their citizen's panel via a postal methodology.
- 1.16. The survey captures panellist's views and perceptions on a number of topics which included:
Priorities
Contacting the Council
Parks and Open Spaces
Sports and Leisure
Hertfordshire Independent Living Service
Crematorium
- 1.17. The questionnaire was distributed in the week commencing 6th October 2014 to 1327 panellists
- 1.18. 41 questionnaires were returned as failed mail and 398 were returned complete, yielding a 31% response rate. A summary of the findings in relation to sport, parks and open spaces can be found below:
- ◀ 82% of residents said that they visit NHDC maintained parks or open spaces; 18% said that they do not
 - ◀ The parks and open spaces that were visited the most (i.e. every day or most days, or once or twice a week) were Broadway Gardens in Letchworth, Oughtonhead Common in Hitchin, Priory Gardens in Royston and Howard Park and Gardens in Letchworth.
 - ◀ More than a third of residents reported that improved refreshment facilities (35%) would encourage them to visit more often.
 - ◀ Just over two fifths (43%) of residents said that they take part in organised sport, physical activity or other form of organised exercise in North Hertfordshire.
 - ◀ A quarter (25%) of residents also said that they are already active in walking/running/cycling/other sports.
 - ◀ Around 3 in 10 (31%) residents said that they take part in organised sport, physical activity or other form of organised exercise in North Hertfordshire at least once a week.
 - ◀ Residents were asked what features they would rate as good when thinking about the facilities they use to take part in organised sport. Just over two fifths of residents

NORTH HERTFORDSHIRE PLAYING PITCH ASSESSMENT

(41%) mentioned a location that they would rate as being good. These included: Archers Gym, Greenway Cycle route, Hitchin swimming pool, North Herts Leisure Centre and Royston Leisure Centre

Stage B: Gather information and views on the supply of and demand for provision

- 1.19. It is essential that a PPS is based on the best and most accurate and up-to-date information available about the supply of, and demand for, playing pitches. This section provides detail about how this information has been gathered in North Hertfordshire.

An audit of playing pitches

- 1.20. PPS guidance uses the following definitions of a playing pitch and playing field. These are set out by the Government in the 2010 'Town and Country Planning (Development Management Procedure) (England) Order'.⁴

- ◀ **Playing pitch** – a delineated area which is used for association football, rugby, cricket, hockey, lacrosse, rounders, baseball, softball, American football, Australian football, Gaelic football, shinty, hurling, polo or cycle polo.
- ◀ **Playing field** – the whole of a site which encompasses at least one playing pitch.
- ◀ **Disused** – pitches that are not being used at all by any users and are not available for community hire either. Once these sites are disused for five or more years they will then be categorised as 'lapsed sites'.
- ◀ **Lapsed** - last known use was as a playing field more than five years ago (these fall outside of Sport England's statutory remit but still have to be assessed using the criteria in paragraph 74 of the National Planning Policy Framework).
- ◀ **Secured community use** - there should be a good degree of certainty that the pitch will be available to the community for at least the following three years. A judgement is made based on the information gathered and a record of secured or unsecured community use put against each site.

- 1.21. This PPS counts individual grass pitches (as a delineated area) as the basic unit of supply. The definition of a playing pitch also includes AGPs.

- 1.22. All playing pitches are included irrespective of ownership, management and use. Sites were initially identified using Sport England's Active Places web based database. The Council and NGBs supported the process by checking and updating this initial data. This was also verified against club information supplied by local leagues.

Quantity

For each site the following detail is recorded in the project database. (It is supplied as an electronic file):

- ◀ Site name, address (including postcode) and location
- ◀ Ownership and management type
- ◀ Security of tenure
- ◀ Total number, type and quality of pitches
- ◀ A description and the quality of the ancillary facilities

Accessibility

⁴ www.sportengland.org>Facilities and Planning> Planning Applications

NORTH HERTFORDSHIRE PLAYING PITCH ASSESSMENT

1.23. Not all pitches offer the same level of access to the community. The ownership and accessibility of sports pitches also influences their actual availability. Each site is assigned a level of community use as follows:

- ◀ **Available for community use and used** - pitches in public, voluntary, private or commercial ownership or management (including education sites) recorded as being available for hire and currently in use by teams playing in community leagues.
- ◀ **Available but unused** - pitches that are available for hire but are not currently used by teams which play in community leagues; this most often applies to school sites but can also, for example, apply to sites which are expensive to hire.
- ◀ **No community use** - pitches which as a matter of policy or practice are not available for hire or use by teams playing in community leagues. This should include professional club pitches along with some semi-professional club pitches where play is restricted to the first or second team.

Quality

- 1.24. The capacity for pitches to regularly provide for competitive play, training and other activity over a season is most often determined by their quality. As a minimum, the quality and therefore the capacity of a pitch affects the playing experience and people's enjoyment of a sport. In extreme circumstances it can result in a pitch being unable to cater for all or certain types of play during peak and off peak times.
- 1.25. It is not just the quality of the pitch itself which affects capacity but also the quality, standard and range of ancillary facilities. The quality of both the pitch and ancillary facilities determine whether a pitch is able to contribute to meeting demand from various groups and for different levels and types of play.
- 1.26. The quality of all pitches identified in the audit and the ancillary facilities supporting them is assessed regardless of ownership, management or availability. Along with capturing any details specific to the individual pitches and sites, a quality rating is recorded within the audit for each pitch.
- 1.27. The ratings are used to help estimate the capacity of each pitch to accommodate competitive and other play within the supply and demand assessment.
- 1.28. In addition to undertaking non-technical assessments (using the templates provided within the guidance and as determined by NGBs), users and providers were also consulted with regard to quality and in some instances the quality rating was adjusted to reflect this commentary. The template for the non-technical assessment for each sport can be found in Appendix 4.

NORTH HERTFORDSHIRE PLAYING PITCH ASSESSMENT

Developing a picture of demand

Current demand

- 1.29. Presenting an accurate picture of current demand for playing pitches (i.e. recording how and when pitches are used) is important in order to carry out the full supply and demand assessment. Demand for playing pitches in North Hertfordshire tends to fall within the categories:
- ◀ Organised competitive play
 - ◀ Organised training
 - ◀ Informal play.
- 1.30. In addition, unmet and displaced demand for provision is also identified on a sport by sport basis. Unmet demand is defined as the number of additional teams that could be fielded if access to a sufficient number of pitches (and ancillary facilities) was available. Displaced demand refers to teams that are generated from residents of the area but due to any number of factors do not currently play within the area.

Future demand

- 1.31. Alongside current demand it is important for a PPS to assess whether the future demand for playing pitches can be met. Using population projections, an estimate can be made of the likely future demand for playing pitches in North Hertfordshire.
- 1.32. As noted earlier, the total population of North Hertfordshire is 129,318 (males = 63,530, females = 65,788). The most recent ONS projections indicate a rise of 24.6% in North Hertfordshire's population (+31,573) over the 25 years from 2012 to 2037.

Other information sources used to help identified future demand include:

- ◀ Recent trends in the participation in playing pitch sports.
 - ◀ The nature of the current and likely future population and propensity to participate in pitch sports.
 - ◀ Feedback from pitch sports clubs on their plans to develop additional teams.
 - ◀ Any local and NGB specific sports development targets (e.g.' increase in participation).
- 1.33. Current and future demand for playing pitches is presented on a sport by sport basis within the relevant sections of this report.
- 1.34. The 2013 ONS data has been used for this study as demographic information is not provided by the SHMA and the ONS figures are the best level of detail available.
- 1.35. The housing figure of 12,100 and distribution of sites published as part of the Preferred Options consultation is used as the basis for this study. However, this figure may rise in future as a result of further analysis.

Consultation

- 1.36. A variety of consultation methods is used to collate demand information. Face to face consultation was carried out with key clubs from each sport, all secondary schools, further education and surveys sent to all primary schools. This allowed for collection of

NORTH HERTFORDSHIRE PLAYING PITCH ASSESSMENT

detailed demand information and exploration of key issues to be interrogated and more accurately assessed.

- 1.37. For data analysis purposes an online survey (converted to postal when required) was utilised. This was sent to all clubs not covered by face to face consultation.

Consultation response rates

Type of club	No. of clubs in North Herts	Response rate%	Methods of consultation
Football clubs ^[1]	61	64	Survey, face to face and telephone
Cricket clubs	23	74	Survey, face to face and telephone
Rugby union clubs	4	100	Face to face and telephone
Hockey clubs	3	67	Survey, face to face and telephone
Tennis clubs	9	78	Survey and telephone
Bowls clubs	15	80	Survey and telephone
Athletics clubs	4	25	Survey and telephone
Secondary schools*	8	100	Survey, face to face and telephone
Primary schools	54	59	Survey and telephone

(* Please note that three secondary schools were not visited but information with regard to these has been collected).

- 1.38. The aim of the surveys is to gain an 80%. This was not achieved in Football and Primary Schools.

Stage C: Assess the supply and demand information and views

- 1.39. Supply and demand information gathered within Section B was used to assess the adequacy of playing pitch provision in North Hertfordshire. It focused on looking at how much use each site could potentially accommodate (on an area by area basis) compared to how much use is currently taking place.

Understanding how a site is being used

- 1.40. Qualitative pitch ratings are linked to a pitch capacity rating derived from NGB guidance and tailored to suit a local area. The quality and use of each pitch is assessed against the recommended pitch capacity to indicate how many match equivalent sessions per week (per season for cricket) a pitch could accommodate.
- 1.41. This is compared to the number of matches actually taking place and categorised as follows to identify:

Potential spare capacity: Play is below the level the site could sustain.	
At capacity: Play is at a level the site can sustain.	
Overused: Play exceeds the level the site can sustain	

^[1] KKP contacted outstanding clubs on a minimum of three occasions to attempt to improve the response rate.

NORTH HERTFORDSHIRE PLAYING PITCH ASSESSMENT

Develop the current picture of provision

- 1.42. Once capacity is determined on a site by site basis, actual spare capacity is calculated on an area by area basis via further interrogation of temporal demand. Although this may have been identified it does not necessarily mean that there is surplus provision. For example, spare capacity may not be available when it is needed or the site may be retained in a 'strategic reserve' to enable pitch rotation to reduce wear and tear.
- 1.43. Capacity ratings assist in the identification of sites for improvement/development, rationalisation, decommissioning and disposal.

Scenario testing

- 1.44. Modelling scenarios to assess whether existing provision can cater for unmet, displaced and future demand is undertaken after the capacity analysis. This will also include, for example, removing sites with unsecured community use to demonstrate the impact this would have were these sites to be decommissioned in the future.

Section D: Develop the strategy

- 1.45. By completing Sections A, B and C it is possible to identify several findings and issues relating to the supply, demand and adequacy of playing pitch provision in North Hertfordshire. This report seeks to identify and present the key findings and issues, which should now be checked, challenged and agreed by the Steering Group prior to development of the Strategy (Section E).

NORTH HERTFORDSHIRE PLAYING PITCH ASSESSMENT

PART 2A: FOOTBALL

2.1: Introduction

- 2.1. This PPS counts individual grass pitches (as a delineated area) as the basic unit of supply. The definition of a playing pitch also includes artificial grass pitches (AGPs).
- 2.2. Football in North Hertfordshire is managed by the Hertfordshire County Football Association (HCFA). The HCFA is responsible for the management and development of the game including the new focus of the coaching pathway and the investment into facilities. It is also responsible for all administration elements including, refereeing, membership, coach education and the laws of the game.
- 2.3. This section of the report focuses on the supply and demand for grass football pitches. Artificial Grass Pitches (AGPs) are considered in Section 2a. It should be noted however, that growing demand for the use of AGPs for competitive football fixtures in the future is anticipated, especially to accommodate mini and youth football.

Consultation

- 2.4. In addition to face to face consultation with key clubs (as identified by The FA), the remaining clubs that play within North Hertfordshire were invited to complete an electronic survey. The invitation was initially distributed to clubs via e-mail by KKP and was then followed up by the HCFA.
- 2.5. The following leagues were also invited to fill in an online survey. Of these, only the Hitchin Sunday Football league completed this:
 - ◀ Mid Herts Rural Minors League
 - ◀ Hertfordshire Girls Football Partnership League
 - ◀ Hertford & District ORC Football League
 - ◀ The Hitchin Sunday Football League
 - ◀ The TrophyUK.net Royston Crow Youth Football League
- 2.6. An overall response rate of 64% (club) was achieved via consultation (either via face to face or via an online survey response). The following clubs were met on a face to face basis:
 - ◀ Hitchin Town FC
 - ◀ Letchworth Garden City Eagles FC
 - ◀ Baldock Town FC
 - ◀ Knebworth FC
 - ◀ Royston Town FC
- 2.7. Consultation findings are used to inform key issues within this section of the report.

2.2: Supply

- 2.8. The audit identifies a total of 150 grass football pitches located across 71 sites in North Hertfordshire. Of these, 125 are known to be available, at some level, for community use. It should be noted that of these, 10 are identified as available for community use but are not currently utilised. All pitches are listed in Table 2.11.

NORTH HERTFORDSHIRE PLAYING PITCH ASSESSMENT

Table 2.1: Summary of pitches available for community use (used and unused)

Analysis area	Number of pitches				
	Adult football	Youth football		Mini soccer	
	(11v11)	11v11	9v9	7v7	5v5
Hitchin & Southern Rural	29	8	8	13	7
Letchworth & Baldock and District	16	7	6	9	4
Royston	6	1	6	5	2
North Hertfordshire	51	16	20	27	13

- 2.9. Please note that the audit only includes dedicated, line marked pitches. It is generally expected that some mini football will take place on senior pitches (playing across) or on informal pitches marked out via cones. It should be noted that numerous primary school sites within the district report having generic grassed areas where pitches could be marked should additional capacity be required in the future.
- 2.10. Of the 150 pitches in North Hertfordshire, 25 are identified as not available for community use; these are, in the main, located on education sites. The availability (or lack) of such pitches is generally driven by school policy with access issues, costs associated with community use and retaining pitch quality for school. Nevertheless, such pitches do offer potential capacity should available supply not meet demand.

Education sites

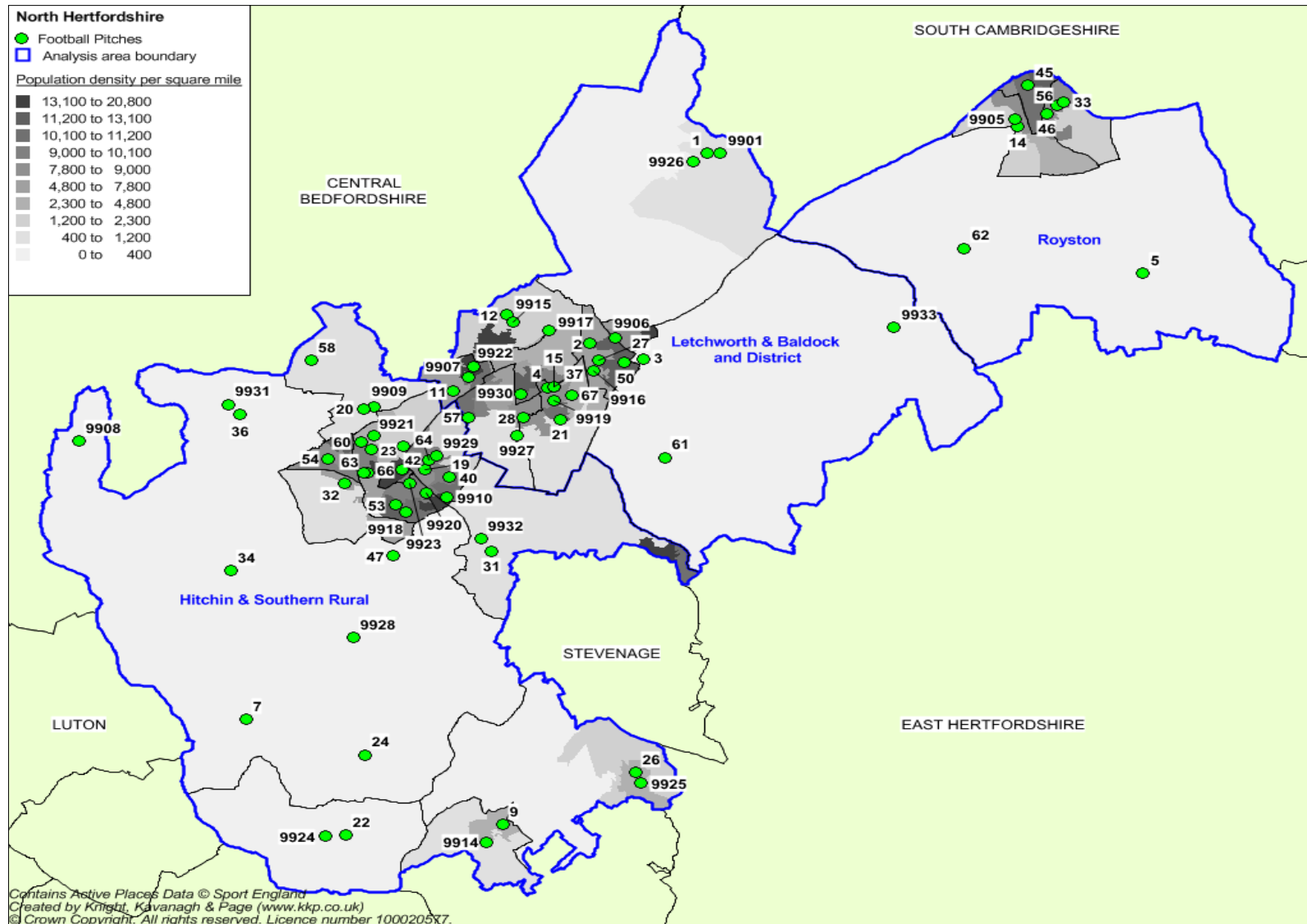
- 2.11. Educational sites (secondary schools and colleges) account for 12 pitches, six of which are not available for community use. A further 45 pitches are located at primary schools sites, 27 of which are available. All pitches are listed in Table 2.13.

Disused/lapsed sites

- 2.12. Several sites within the District are currently not in use and, therefore, classified as disused/lapsed sites. The venues of which we are aware, which previously contained football pitch provision include:
- ❖ Burford Way Recreation Ground (closed)
 - ❖ Great Wymondley (closed)
 - ❖ Hillbrow Recreation Ground (closed)
 - ❖ Johnson Matthey plc Sports & Social Club (closed)
 - ❖ Newmarket Road Playing Fields (closed)

NORTH HERTFORDSHIRE PLAYING PITCH ASSESSMENT

Figure 2.1: Location of all football pitches in North Hertfordshire mapped by availability for community use



NORTH HERTFORDSHIRE PLAYING PITCH ASSESSMENT

Please refer to Table 2.13 for a key to the map.

Ownership/management

- 2.13. NHDC is responsible for the management and maintenance of its parks and open spaces (excluding school sites). The allocation and booking of sports pitches is managed by the Council's Grounds Maintenance Contractor.
- 2.14. In addition to a number of sites that are privately owned and managed by sports clubs, NHDC owns several that are leased to, and maintained by, sports clubs. Letchworth Garden City Foundation also own and manage a number of sites that it either hires to clubs or manages leases with these clubs.
- 2.15. The table below provides a summary of sites currently leased to sports clubs.

Table 2.2: Summary of leased sites (of those that responded to the survey)

Club	Site	Tenure
Hitchin Town FC	Fishponds Road, Hitchin	Baldock Sports & Leisure
Kimpton Rovers(HCSL) FC	Kimpton Recreation Ground	Leased from Parish Council
Wymondley Legends CFC	Tower Close, Little Wymondley	Leased from Parish Council
Ickleford Sports	Chambers Lane, Ickleford	Leased from NHDC.
Hexton FC	Hexton Recreation Ground	Leased from NHDC.
Whitethorn Wanderers	Letchworth Corner Sports Club	Leased from NHDC.
Kingsleys FC	The Grange Playing Fields, Letchworth	Leased from NHDC.

- 2.16. Tenure of sites in North Hertfordshire is generally secured via long term leases or a guarantee that the pitch will continue to be provided for at least the next three years.

Pitch quality

- 2.17. The quality of football pitches in the district has been assessed via a combination of:
- ◀ Site visits using non-technical assessments as determined by the FA; these take into account pitch and changing room quality.
 - ◀ Consultation with the NHDC Grounds Maintenance Department.
 - ◀ Consultation with club users to reach and apply an agreed quality rating.
- 2.18. Percentage parameters used for the non-technical assessments were as follows; Good (>80%), Standard (50-80%), Poor (< 50%). As such, each pitch has an agreed quality rating of good, standard or poor. Pitch quality is primarily influenced by the carrying capacity of the site, pitches can also be over used and lack the drainage necessary to improve quality. The table below summarises the quality of pitches in North Hertfordshire.

Table 2.3: Summary of grass pitch quality of sites available for community use

Adult pitches			Youth pitches			Mini pitches		
Good	Standard	Poor	Good	Standard	Poor	Good	Standard	Poor
28	14	7	16	16	4	25	14	3

NORTH HERTFORDSHIRE PLAYING PITCH ASSESSMENT

- 2.19. The non-technical pitch quality audit shows that just over half (55%) of all pitches available to the community are assessed as being of good quality. The remainder are assessed as either standard (35%) or poor (10%) quality.
- 2.20. Of the adult pitches available for community use, 57% are assessed as good with 26% assessed as standard and only 14% as poor quality. The quality ratings for all pitches available for community use are shown in Table 2.13.
- 2.21. Of the clubs who completed the survey, 31% rate pitch quality as good with 54% rating it as standard. The remaining 15% of clubs report pitch quality to be poor. Table 2.4 details specific comments from clubs.
- 2.22. In general, clubs responding to the survey confirm that pitch quality has remained broadly the same over the last three years.
- 2.23. Specific comments with reference to pitch quality at individual sites are set out in the tables that follow. These are a combination of club feedback and site assessment information.

Table 2.3: Summary of pitch quality comments (from Clubs that responded to the survey)

Site	Comments
St Ippolyts Recreation Ground.	Poor maintenance of the pitches.
Hexton Recreation Ground	The groundsman from the Club is no longer present and this is reported to have resulted in a poorer quality pitch.
The Recreation Ground, Weston	The pitches here are reportedly uneven and not maintained to what were previously high standards
King George V Playing Fields, Hitchin	The pitches here are reportedly uneven and not maintained to what were previously high standards
Codicote Sports & Social Club	Drainage is reportedly poor and it was suggested that grass coverage is poor, in part because it appears that sand is put down instead of new grass.
Kimpton Recreation Ground	Drainage on the pitches is reportedly very poor and resulting in poor quality pitches.

- 2.24. In addition to the comments listed above, a number of survey responses cited the following as reasons for their perception that there had been a decline in pitch quality:
- ◀ Weather (and playing on pitches during bad weather)
 - ◀ Uneven surfaces
 - ◀ Overplay
 - ◀ Casual use
 - ◀ Dog foul/litter.

Maintenance regime

- 2.25. Consultation with NHDC's Grounds Maintenance Department confirmed that all Council managed pitches are maintained on a regular basis. A generic maintenance schedule is summarised below (although certain pitches may receive additional maintenance depending on condition):
- ◀ **Seeded** - Yes

NORTH HERTFORDSHIRE PLAYING PITCH ASSESSMENT

- ✦ **Aerated (per year)** - Yes
- ✦ **Sand dressed (per year)** - Yes (depending upon ground conditions)
- ✦ **Fertilised** - No
- ✦ **Weed killed (per year)** - No
- ✦ **Chain harrowed** - No

2.26. It should be noted that all of the maintenance elements above form part of the FA's non-technical site assessment form.

2.27. Private sites (e.g. sports clubs) typically offer better quality facilities than those offered at Council (and some educational) sites. In general, sports clubs tend to have dedicated ground staff and/or volunteers maintaining pitches on a more frequent basis. Furthermore, as private sites are generally enclosed, pitches tend not to be used unofficially – something that, when it does occur, can exacerbate quality issues.

Ancillary facilities

2.28. Consultation with users indicates that a number of sites in North Hertfordshire do not have on-site changing provision. Sites with no changing provisions include:

- ✦ Archers Way, Wilbury recreation ground (Site ID 9907)
- ✦ Tower Close, Little Wymondley (Site ID 31).
- ✦ Jackmans playing fields (Site ID 21)
- ✦ Baldock recreation ground (Site ID 4)

2.29. Based on clubs' consultation, it is apparent that a total of ten teams are based at the above venues and thus, do not have access to on-site changing provision. These sites vary from NHDC managed or Parish Council managed. It should be noted that although changing facilities are available at Archers Way (Site ID 9907), the Clubs are Letchworth Albion FC, Ashwell Academicals FC, and HC Cougars.

2.30. Of the clubs that do have access to changing provision (and completed the survey), 37% rate it as being of good quality, although the majority are users of private/leased club or education sites. Of the remainder, 37% rate changing provision as standard with 26% as rating it poor. The Clubs that responded to the survey were asked their thoughts in relation to the overall quality of the changing provision they use.

Table 2.4: Clubs response to quality of changing facilities:

Good	Standard	Poor
37%	37%	26%

2.31. According to consultation, the following was highlighted by clubs in relation to specific ancillary issues:

Club	Issues	Where club plays
FC St Johns	Overall quality of the changing is poor with limited maintenance.	St John Road (Site ID 53)
Hexton FC	No referee changing facilities results in referees changing with players.	Hexton Recreation Ground (Site ID 9908)
Letchworth Albion FC	No changing facilities at the pitches.	Archers Way (Site ID 9907)

NORTH HERTFORDSHIRE PLAYING PITCH ASSESSMENT

Club	Issues	Where club plays
Wymondley Park Youth FC	There are no on-site facilities apart from storage.	Lucas Lane Recreation Ground (Site ID 32)
Lea Sports PSG FC	The changing facilities are in a wooden building. The Club would like to apply for funding to have a purpose built changing facility without removing the refreshment area.	Pirton Recreation Ground (Site ID 36)
St Ippolyts United FC	The changing facilities are of a good quality and maintained however the showers require maintenance.	Saint Ippolyts Recreation Ground Site ID 47)

Future Developments

- 2.32. There are a number of potential developments within North Hertfordshire that will have an impact on football and the associated pitches:
- 2.33. Walsworth Common (Site ID: 64): currently used by FC Comments this site has one 9v9 grass pitch. In partnership with NHDC there is a proposal to invest into the improvement of changing facilities at Walsworth Common due to the loss of grass pitches at Lucas Lane (Site ID 32)
- 2.34. Grange Playing Field (Site ID: 12): Improvements to the four adult grass pitches which have been assessed as poor quality. Currently the pitches are overplayed and are identified as a key site for football development. The improvements to the pitch quality would be part of the Hertfordshire pitch improvement programme.
- 2.35. Baldock Road (Site ID: 4): Improvements to the two adult grass pitches which have been assessed as poor quality. Currently the pitches are not overplayed but nevertheless, the pitches do require improvements.

Football pyramid facilities

- 2.36. Six clubs in North Hertfordshire currently play within the non-league football pyramid, these are:
- ◀ Hitchin Town FC (Step 3)
 - ◀ Baldock Town (Step 6)
 - ◀ Codicote FC (Step 6)
 - ◀ Royston Town FC (Step 4)
 - ◀ St Ippolyts FC (Step 7)
 - ◀ Knebworth FC (Step 7)
 - ◀ Kimpton Rovers (HCSL) FC (Step 7).
 - ◀ Letchworth Garden City Eagles FC (Step 7).
- 2.37. Clubs within the step system must adhere to ground requirements set out by the FA. The higher the level of football played the greater the requirements. Clubs cannot progress into the league/step above if their grounds do not meet the correct specifications. Ground grading, as it is referred to, assesses grounds from A to H, with 'A' being the requirements for Step 1 clubs.

NORTH HERTFORDSHIRE PLAYING PITCH ASSESSMENT

2.3: Demand

- 2.38. Demand for football pitches in North Hertfordshire tends to fall within the categories of organised competitive play, organised training and informal play.

Competitive play

- 2.39. The audit identifies a total of 230 football teams based in North Hertfordshire, all of which play competitive home fixtures on pitches within the District.

Table 2.5: Summary of competitive teams playing in North Hertfordshire

Analysis area	Adult football		Youth football		Mini soccer		Totals
	Men	Women	11v11	9v9	7v7	5v5	
Hitchin & Southern Rural	40	4	27	16	19	17	123
Letchworth & Baldock and District	19	3	27	12	8	7	76
Royston	7	1	12	5	4	2	31
North Hertfordshire	66	8	66	33	31	26	
	74		99		57		

- 2.40. Although growing demand is anticipated for the use of 3G* AGPs for competitive football fixtures in the future, especially to accommodate mini and youth football, a large majority of mini and youth football within North Hertfordshire is currently played on grass. As indicated in the Table 2.7, the Hitchin & Southern Rural Analysis Area accommodates the largest number of teams (123 in total). This reflects where most pitches are located across the district. During consultation, all clubs were asked about changes in the number of teams they have run at adult, youth and mini level (where applicable) during the previous three years. The responses are set out in the table below:

Table 2.6: Change in the number of teams over the previous three years (of the clubs that responded to the survey)

Team type	Clubs response		
	Increased	Stayed the same	Decreased
Adult	6%	76%	3%
Youth	8%	92%	-
Mini	19%	81%	-

- 2.41. The number of teams at all ages has generally remained static for the last three years. This is most notable in youth football; 92% of clubs indicating their teams have remained the same.
- 2.42. Of those clubs which have seen increases in players this is reportedly due to soccer school players moving to U7 teams, the transition from mini soccer to youth football and the move from 7v7 football to 9v9 football (see appendix three for the laws of the game). Where there have been decreases in the number of teams, clubs suggest that this is due to:

- ↳ Lack of players
- ↳ Player availability at weekends

NORTH HERTFORDSHIRE PLAYING PITCH ASSESSMENT

◀ Players retiring

**Definition - The artificial turf named '3G' (Third Generation) is a surface created using synthetic fibres and rubbers, made to look like grass. Unlike previous artificial surfaces, the pitch does not contain sand, therefore it is much less likely to cause friction burns to the skin*

Leagues

Table 2.7: Summary of the main leagues servicing North Hertfordshire teams

League	Match day	Comments
Hitchin Sunday Football League	Sunday	The Hitchin Sunday Football League currently has three divisions with a total of 32 teams, 28 of which are based in North Hertfordshire. It wishes to grow over the coming years to 40 teams.
Eastern Region Women's League	Sunday	The Eastern Region Women's League has three divisions of 26 teams of which three are based in North Hertfordshire.
Royston Crow Youth League	Sunday	The Royston Crow Youth League has multiple divisions that range from U11s through to U18's. It services over 100 teams from the North Hertfordshire area.
Hertfordshire Senior County League	Saturday	The Hertfordshire Senior County League has over 180 teams providing step 7 football. There are three North Hertfordshire teams that play in this league.
Hertfordshire Girls League	Saturday	The Hertfordshire Girls League has divisions from U9's through to U18's. 11 teams from North Hertfordshire play within this league.
Mid Hertfordshire Rural Minors League	Sunday	The Mid Hertfordshire Rural Minors League provides football for U8's through to U13's with numerous divisions in each age group. 10 teams from North Hertfordshire play in this league.

Latent demand

- 2.43. A number of clubs suggested during consultation that if more pitches were available, at either the club site or in the local area, they could develop more teams in the future (latent demand). The table below highlights the latent demand expressed and the additional teams that could *potentially* be fielded were more pitches to be available.

Table 2.8: Summary of latent demand expressed by clubs

Club	Latent demand	Playing venue	Analysis area	Pitch requirement	
				Number ⁵	Type
St Ippolyts FC	2 x U18 1 x U15	Site ID 41	Hitchin & Southern Rural	1.5	11v11
Stevenage Ladies FC	1 x U16	Site ID 9	Hitchin & Southern Rural	0.5	11v11
Letchworth Albion FC	1 x adult	Site ID 9907	Letchworth & Baldock & District	0.5	11v11
Wanderers FC	1 x adult	Site ID 23	Hitchin & Southern Rural	0.5	11v11

⁵ Two teams require one pitch to account for playing on a home and away basis. As such, 0.5 pitches can be seen in the table where there is latent demand for one team.

NORTH HERTFORDSHIRE PLAYING PITCH ASSESSMENT

Displaced demand

- 2.44. Displaced demand refers to teams that are currently accessing pitches for their home fixtures outside of the area in which they are registered, normally because their pitch requirements cannot be met.
- 2.45. Of those clubs that responded to the survey, only one club expressed that they are not able to access pitches within North Hertfordshire.

Table 2.9: Displaced demand in North Hertfordshire

Sport	Club	Team	Where displaced
Football	Ashwell Academicals FC	Youth	Cambridge

Future

- 2.46. Future demand can be defined in two ways, via evaluation of participation increases and using population forecasts. Team generation rates are used below as the basis for calculating the number of teams likely to be generated in the future based on population growth.

Table 2.10: Team generation rates

Age group	Current population within age group	Current no. of teams	Team Generation Rate (2032)	Future population within age group	Predicted future number of teams	Additional teams that may be generated from the increased population
Senior Mens (16-45)	24,210	66	367	26,767	73.0	7.0
Senior Women (16-45)	24,453	8	3057	25,914	8.5	0.5
Youth Boys (10-15)	4,491	90	50	5,603	112.3	22.3
Youth Girls (10-15)	4,400	9	489	5,587	11.4	2.4
Mini-Soccer Mixed (6-9)	6,195	56	111	7,202	65.1	9.1

- 2.47. Population increases are likely to result in additional future demand of seven senior teams, 23 youth teams and nine mini teams. This equates to the need for an additional three adult, 11 youth and four mini pitches to satisfy future demand.

Participation increases

- 2.48. In addition to team generation rates, a number of clubs expressed interest in increasing the number of teams in the future.
- 2.49. Some clubs plan to increase the number of teams for next season. Those listed below aim to increase their numbers. Of particular note is the six adult male teams proposed.

Table 2.11: Summary of future demand expressed by clubs

Club	Comments
Ickleford Sports FC	Adult male x 1
Stevenage Ladies FC	Youth girls x 1

NORTH HERTFORDSHIRE PLAYING PITCH ASSESSMENT

Club	Comments
Letchworth Albion FC	Adult male x1
Wymondley Park Youth FC	Youth boys x 2
Hitchin Belles FC	Adult female x 1
Melbourn Dynamos FC	Youth girls x 1
Active Soccer (Hitichin Boys School) – where based?	Mini Soccer x 3
Codicote Youth FC	Youth boys x 1, Mini Soccer x 1
FC Hitchin	Adult male x 1
Kimpton Rovers(HCSL) FC	Adult male x 1
Wymondley Legends CFC	Adult male x 1
St Ippolyts United(HSL) FC	Adult male x 1
Ashwell Academicals FC	Youth boys x 1

Key trends and changes in demand for pitches

- 2.50. The most obvious change in demand for football pitches relates to adult pitches for men's teams. Over recent years there has been a shift towards adult men opting to play small sided formats of the game played on artificial surfaces as opposed to the traditional 11 aside game on grass pitches. This could lead to a reduction in the need for adult grass pitches in the future.
- 2.51. The new National Game Strategy (15/19) has a focus on recreational play and increasing the number of players over the age of 14 years. In the future the demand for a variety of formats and surfaces to sustain people playing the game will have an impact on grass pitches. In North Hertfordshire the grass pitches in the main are good quality and could accommodate more play.
- 2.52. If a number of new 3G Football Turf pitches which are planned and developed there will be an increased opportunity for youth and mini teams to play on an artificial surface, further lessening the demand for grass pitches. Although no strategic sites have been identified as yet there is rationale for the development of new pitches within the following:
- ◀ Letchworth; the North of the district and the location of a number of clubs including Letchworth eagles FC with 36 teams who are growing and require additional training and match facilities. This re-surfacing of Hertfordshire FA stadia pitch to a 3G football turf pitch is one option.
 - ◀ Hitchin; the restriction on floodlights at Hitchin Sport centre and Kingshott School having no community use a new 3G would ideally be located in this analysis area.
 - ◀ Hitchin & Southern Rural; located in Knebworth is the final location. Knebworth Youth FC use facilities located outside of the district for training. A growing area for football in particular mini soccer and youth football.
- 2.53.
- 2.54. There has been growth, and there continues to be growth, in the younger age groups with mini football, and this is likely to impact on the number of mini pitches required within North Hertfordshire.
- 2.55.

2.4: Capacity analysis

NORTH HERTFORDSHIRE PLAYING PITCH ASSESSMENT

- 2.56. The capacity for pitches to provide for regular competitive play, training and other activity over a season is most often determined by quality. As a minimum, the quality and therefore the capacity of a pitch affects the playing experience and people's enjoyment. In extreme circumstances it can result in a pitch becoming unable to cater for all or certain types of play during peak and off peak times.
- 2.57. As a guide, The FA has set a standard number of match equivalent sessions that each grass pitch type should be able to accommodate without adversely affecting its current quality (pitch capacity). Taking into consideration the FA's guidelines, the following is considered to be a reasonable benchmark for the assessment of capacity in the district:

Adult pitches		Youth pitches		Mini pitches	
Pitch quality	Matches per week	Pitch quality	Matches per week	Pitch quality	Matches per week
Good	3	Good	4	Good	6
Standard	2	Standard	2	Standard	4
Poor	1	Poor	1	Poor	2

- 2.58. The table 2.12 overleaf relates the above guidelines to the actual level of weekly play recorded to determine a capacity rating as follows:

Potential capacity	Play is below the level the site could sustain
At capacity	Play matches the level the site can sustain
Overused	Play exceeds the level the site can sustain

- 2.59. Management and security of tenure is also recorded in the table to show the accessibility of a site. Secured use is considered at a site when the supply of pitches is guaranteed for at least three years, meaning the site will not stop supplying demand during that period.
- 2.60. Sites managed by the Council are generally considered to be more accessible to the community than privately managed club sites and sites falling within the education sector, which, respectively, may be reserved for members and students only. All sites unavailable to the community have been omitted from table 2.12.

Education sites

- 2.61. To account for curricular/extra-curricular use of education pitches it is deemed that carrying capacity should be adjusted. The only time this does not apply is when a school does not play on its pitches at all and the sole use is that made by the community.
- 2.62. To reflect daily curriculum use, school team training, extracurricular clubs and fixtures, the carrying capacity of pitches is reduced where appropriate. Where local information is available from a school and/or users, an informed judgement is made to adjust the pitch capacity to one which reflects the carrying capacity for community use. At education sites where there is no information available on school usage, the following capacity table has been used to identify the carrying capacity of their pitches:

NORTH HERTFORDSHIRE PLAYING PITCH ASSESSMENT

Adult pitches		Youth pitches		Mini pitches	
Pitch quality	Matches per week	Pitch Quality	Matches per week	Pitch quality	Matches per week
Good	2	Good	3	Good	5
Standard	1	Standard	1	Standard	3
Poor	0	Poor	0	Poor	1

NORTH HERTFORDSHIRE PLAYING PITCH ASSESSMENT

Table 2.12: Football quality and capacity summary for sites used for community use (Is there a definition of 'Management' and 'Secured use'? Can we insert a column for 'Accessibility'?)

Site ID	Site name	Postcode	Community use	Management	Secured use?	Analysis area	Pitch type	Pitch size	Agreed quality rating	No. of pitches	Match equivalent sessions ⁶ (per week)	Recommended site capacity (sessions per week)	Capacity rating
1	Ashwell Recreation Ground	SG7 5LN	Yes	NHDC	Secured	Letchworth & Baldock & District	Adult		Good	1	1.5	3	1.5
1	Ashwell Recreation Ground	SG7 5LN	Yes	NHDC	Secured	Letchworth & Baldock and District	Mini	(5v5)	Good	1	0.5	6	5.5
2	Avenue Park Sports and Social Club	SG7 5AY	Yes	Club	Secured	Letchworth & Baldock and District	Youth	(9v9)	Poor	1	1	1	0
3	Bakers Close Playing Field	SG7 6RB	Yes	NHDC	Secured	Letchworth & Baldock and District	Adult		Poor	1	2	1	1
4	Baldock Road Recreation Ground	SG6 2EL	Yes	NHDC	Secured	Letchworth & Baldock and District	Adult		Poor	2	1.5	2	0.5
5	Barkway Recreation Ground	SG8 8BS	Yes	NHDC	Secured	Royston	Adult		Good	2	2	6	4
5	Barkway Recreation Ground	SG8 8BS	Yes	NHDC	Secured	Royston	Mini	(7v7)	Good	1	0	6	6
7	Breachwood Green Recreation Ground	SG4 9NX	Yes	NHDC	Secured	Hitchin & Southern Rural	Adult		Good	1	0.5	3	2.5
7	Breachwood Green Recreation Ground	SG4 9NX	Yes	NHDC	Secured	Hitchin & Southern Rural	Mini	(7v7)	Good	1	0	6	6
7	Breachwood Green Recreation Ground	SG4 9NX	Yes	NHDC	Secured	Hitchin & Southern Rural	Youth	(9v9)	Good	1	0	4	4
8	Cadwell Recreation Ground	SG4 0AG	Yes	NHDC	Secured	Hitchin & Southern Rural	Adult		Good	1	1	3	2
9	Codicote Sports and Social Club	SG4 8XY	Yes	Club	Secured	Hitchin & Southern Rural	Adult		Good	1	1.5	3	1.5
9	Codicote Sports and Social Club	SG4 8XY	Yes	Club	Secured	Hitchin & Southern Rural	Mini	(5v5)	Good	1	2	6	4
9	Codicote Sports and Social Club	SG4 8XY	Yes	Club	Secured	Hitchin & Southern Rural	Youth	(11v11)	Good	1	1.5	4	2.5
12	Grange Playing Field	SG6 4PP	Yes	NHDC	Secured	Letchworth & Baldock and District	Adult		Poor	4	5.5	4	1.5
14	Heath Sports Centre	SG8 5BG	Yes	Club	Secured	Royston	Adult		Good	1	2	3	1
14	Heath Sports Centre	SG8 5BG	Yes	Club	Secured	Royston	Mini	(7v7)	Standard	1	0.5	4	3.5
14	Heath Sports Centre	SG8 5BG	Yes	Club	Secured	Royston	Youth	(9v9)	Standard	1	0	2	2
15	Herts FA County Ground	SG6 2EN	Yes	Club	Secured	Letchworth & Baldock and District	Adult		Good	1	1.5	3	1.5
19	Hitchin Sports Centre	SG5 1JB	Yes	Club	Secured	Hitchin & Southern Rural	Adult		Good	1	1	3	2
19	Hitchin Sports Centre	SG5 1JB	Yes	Club	Secured	Hitchin & Southern Rural	Mini	(7v7)	Good	2	0.5	2	11.5
19	Hitchin Sports Centre	SG5 1JB	Yes	Club	Secured	Hitchin & Southern Rural	Youth	(9v9)	Good	1	1.5	4	2.5
20	Ickleford Sport & Recreation Club	SG5 3YA	Yes	Club	Secured	Hitchin & Southern Rural	Adult		Good	1	2	3	1
20	Ickleford Sport & Recreation Club	SG5 3YA	Yes	Club	Secured	Hitchin & Southern Rural	Mini	(5v5)	Good	1	1.5	6	4.5
20	Ickleford Sport & Recreation Club	SG5 3YA	Yes	Club	Secured	Hitchin & Southern Rural	Mini	(7v7)	Good	1	1.5	6	4.5

⁶ Where known, training and casual use on pitches has been factored in based on local knowledge provided by the Council and 22The FA0

NORTH HERTFORDSHIRE PLAYING PITCH ASSESSMENT

Site ID	Site name	Postcode	Community use	Management	Secured use?	Analysis area	Pitch type	Pitch size	Agreed quality rating	No. of pitches	Match equivalent sessions ⁶ (per week)	Recommended site capacity (sessions per week)	Capacity rating
21	Jackmans Playing Field	SG6 2AU	Yes	NHDC	Secured	Letchworth & Baldock and District	Adult		Poor	2	2	2	0
22	Kimpton Recreation Ground	SG4 8RA	Yes	NHDC	Secured	Hitchin & Southern Rural	Adult		Good	1	1.5	3	1.5
23	King George V Playing Fields	SG5 1XL	Yes	NHDC	Secured	Hitchin & Southern Rural	Adult		Poor	2	2	2	0
23	King George V Playing Fields	SG5 1XL	Yes	NHDC	Secured	Hitchin & Southern Rural	Youth	(9v9)	Poor	1	2	1	1
24	King George's Way Playing Field	SG4 8BA	Yes	NHDC	Secured	Hitchin & Southern Rural	Adult		Good	1	0.5	3	2.5
26	Knebworth Recreation Ground	SG3 6AH	Yes	NHDC	Secured	Hitchin & Southern Rural	Adult		Good	3	1.5	9	7.5
26	Knebworth Recreation Ground	SG3 6AH	Yes	NHDC	Secured	Hitchin & Southern Rural	Mini	(5v5)	Good	1	2.5	6	3.5
26	Knebworth Recreation Ground	SG3 6AH	Yes	NHDC	Secured	Hitchin & Southern Rural	Mini	(7v7)	Good	1	2	6	4
26	Knebworth Recreation Ground	SG3 6AH	Yes	NHDC	Secured	Hitchin & Southern Rural	Youth	(11v11)	Good	1	2	4	2
26	Knebworth Recreation Ground	SG3 6AH	Yes	NHDC	Secured	Hitchin & Southern Rural	Youth	(9v9)	Good	1	0.5	4	3.5
27	Knights Templar Sports Centre	SG7 6EY	Yes	Education	Secured	Letchworth & Baldock and District	Adult		Good	1	2	3	1
27	Knights Templar Sports Centre	SG7 6EY	Yes	Education	Secured	Letchworth & Baldock and District	Mini	(7v7)	Good	1	0	6	6
28	Letchworth Corner Sports Club	SG6 2DN	Yes	Club	Secured	Letchworth & Baldock and District	Adult		Good	1	1	3	2
28	Letchworth Corner Sports Club	SG6 2DN	Yes	Club	Secured	Letchworth & Baldock and District	Mini	(7v7)	Good	1	0	6	6
31	Little Wymondley Playing Field	SG4 7JG	Yes	Club	Secured	Hitchin & Southern Rural	Adult		Standard	2	2	4	2
32	Lucas Lane Recreation Ground	SG5 2LX	Yes	NHDC	Secured	Hitchin & Southern Rural	Adult		Standard	2	1.5	4	2.5
32	Lucas Lane Recreation Ground	SG5 2LX	Yes	NHDC	Secured	Hitchin & Southern Rural	Mini	(7v7)	Standard	1	1.5	4	2.5
34	Offley Sports and Social Club	SG5 3DX	Yes	Club	Secured	Hitchin & Southern Rural	Adult		Good	1	2.5	3	0.5
34	Offley Sports and Social Club	SG5 3DX	Yes	Club	Secured	Hitchin & Southern Rural	Mini	(5v5)	Good	2	0.5	12	11.5
34	Offley Sports and Social Club	SG5 3DX	Yes	Club	Secured	Hitchin & Southern Rural	Mini	(7v7)	Good	1	1.5	6	4.5
36	Pirton Recreation Ground	SG5 3PX	Yes	NHDC	Secured	Hitchin & Southern Rural	Adult		Good	1	2.5	3	0.5
36	Pirton Recreation Ground	SG5 3PX	Yes	NHDC	Secured	Hitchin & Southern Rural	Mini	(5v5)	Good	1	0.5	6	5.5
36	Pirton Recreation Ground	SG5 3PX	Yes	NHDC	Secured	Hitchin & Southern Rural	Mini	(7v7)	Good	1	0.5	6	5.5
36	Pirton Recreation Ground	SG5 3PX	Yes	NHDC	Secured	Hitchin & Southern Rural	Youth	(9v9)	Good	1	1.5	4	2.5
37	Pixmore Playing Fields	SG6 2EN	Yes	NHDC	Secured	Letchworth & Baldock and District	Adult		Good	1	0	3	3

NORTH HERTFORDSHIRE PLAYING PITCH ASSESSMENT

Site ID	Site name	Postcode	Community use	Management	Secured use?	Analysis area	Pitch type	Pitch size	Agreed quality rating	No. of pitches	Match equivalent sessions ⁶ (per week)	Recommended site capacity (sessions per week)	Capacity rating
37	Pixmore Playing Fields	SG6 2EN	Yes	NHDC	Secured	Letchworth & Baldock and District	Mini	(5v5)	Good	2	1.5	12	10.5
37	Pixmore Playing Fields	SG6 2EN	Yes	NHDC	Secured	Letchworth & Baldock and District	Mini	(7v7)	Good	2	3.5	12	8.5
37	Pixmore Playing Fields	SG6 2EN	Yes	NHDC	Secured	Letchworth & Baldock and District	Youth	(11v11)	Standard	2	2	4	2
37	Pixmore Playing Fields	SG6 2EN	Yes	NHDC	Secured	Letchworth & Baldock and District	Youth	(9v9)	Good	2	3.5	8	4.5
40	Purwell Recreation Ground	SG4 0NF	Yes	NHDC	Secured	Hitchin & Southern Rural	Youth	(11v11)	Standard	2	1.5	4	2.5
42	Ransome Recreation Ground	SG5 1RQ	Yes	NHDC	Secured	Hitchin & Southern Rural	Adult		Poor	1	2	1	1
45	Roysia Middle School	SG8 5EQ	Yes	Education	Un-secured	Royston	Adult		Standard	1	2	2	1
45	Roysia Middle School	SG8 5EQ	Yes	Education	Un-secured	Royston	Mini	(5v5)	Standard	1	0	4	3
45	Roysia Middle School	SG8 5EQ	Yes	Education	Un-secured	Royston	Mini	(7v7)	Standard	1	1	4	2
45	Roysia Middle School	SG8 5EQ	Yes	Education	Un-secured	Royston	Youth	(9v9)	Standard	2	1	4	2
46	Royston Town Football Club	SG8 7HP	Yes	Club	Secured	Royston	Adult		Good	1	1.5	3	1.5
47	St Ippolyts Recreation Ground	SG4 7RH	Yes	NHDC	Secured	Hitchin & Southern Rural	Adult		Good	1	1	3	2
50	St John's Catholic Primary School	SG7 6TT	Yes	Education	Un-secured	Letchworth & Baldock and District	Mini	(5v5)	Standard	1	1.5	4	1.5
50	St John's Catholic Primary School	SG7 6TT	Yes	Education	Un-secured	Letchworth & Baldock and District	Youth	(11v11)	Standard	1	1	2	0
53	St. Johns Playing Field	SG4 9JP	Yes	NHDC	Secured	Hitchin & Southern Rural	Adult		Poor	1	2	1	1
54	Swinburne Recreation Ground	SG5 2QT	Yes	NHDC	Secured	Hitchin & Southern Rural	Adult		Poor	1	1.5	1	0.5
54	Swinburne Recreation Ground	SG5 2QT	Yes	NHDC	Secured	Hitchin & Southern Rural	Youth	(11v11)	Poor	1	1	1	0
56	The Greenway School	SG8 7JF	Yes	Education	Secured	Royston	Mini	(5v5)	Good	1	0	6	5
56	The Greenway School	SG8 7JF	Yes	Education	Secured	Royston	Mini	(7v7)	Good	1	0	6	5
56	The Greenway School	SG8 7JF	Yes	Education	Secured	Royston	Youth	(11v11)	Standard	1	1	2	0
56	The Greenway School	SG8 7JF	Yes	Education	Secured	Royston	Youth	(9v9)	Good	2	1	8	6
58	The Holwell Recreation Ground	SG5 3SL	Yes	NHDC	Secured	Hitchin & Southern Rural	Adult		Good	1	0.5	3	2.5
60	The Priory School	SG5 2UR	Yes	Education	Secured	Hitchin & Southern Rural	Adult		Good	2	0.5	6	4.5
60	The Priory School	SG5 2UR	Yes	Education	Secured	Hitchin & Southern Rural	Adult		Good	2	0.5	6	4.5
60	The Priory School	SG5 2UR	Yes	Education	Secured	Hitchin & Southern Rural	Youth	(11v11)	Good	1	0.5	4	2.5
61	The Recreation Ground	SG4 7AA	Yes	NHDC	Secured	Letchworth & Baldock and District	Adult		Good	1	0	3	3
61	The Recreation Ground	SG4 7AA	Yes	NHDC	Secured	Letchworth & Baldock and District	Youth	(9v9)	Good	1	0	4	4
62	Therfield Recreation Ground	SG8 9QG	Yes	NHDC	Secured	Royston	Adult		Good	1	0.5	3	2.5

**NORTH HERTFORDSHIRE
PLAYING PITCH ASSESSMENT**

Site ID	Site name	Postcode	Community use	Management	Secured use?	Analysis area	Pitch type	Pitch size	Agreed quality rating	No. of pitches	Match equivalent sessions ⁶ (per week)	Recommended site capacity (sessions per week)	Capacity rating
63	Top Field	SG5 1NU	Yes	NHDC	Secured	Hitchin & Southern Rural	Adult		Good	1	1	3	2
64	Walsworth Common	SG4 0AS	Yes	NHDC	Secured	Hitchin & Southern Rural	Youth	(9v9)	Good	1	1	4	3
66	Wilshere-Dacre Junior School	SG5 INS	Yes	Education	Un-secured	Hitchin & Southern Rural	Mini	(5v5)	Standard	1	2	4	1
66	Wilshere-Dacre Junior School	SG5 INS	Yes	Education	Un-secured	Hitchin & Southern Rural	Mini	(7v7)	Standard	1	0.5	4	2.5
9901	Smallgains	SG7 5QF	Yes	NHDC	Secured	Letchworth & Baldock and District	Mini	(7v7)	Good	1	0	6	6
9901	Smallgains	SG7 5QF	Yes	NHDC	Secured	Letchworth & Baldock and District	Youth	(9v9)	Good	1	2	4	2
9905	Tannery Drift First School	SG8 5DE	Yes	Education	Un-secured	Royston	Mini	(7v7)	Standard	1	1.5	4	1.5
9905	Tannery Drift First School	SG8 5DE	Yes	Education	Un-secured	Royston	Youth	(9v9)	Standard	1	0.5	2	0.5
9906	Hartsfield Mixed Junior & Infant School	SG7 6PB	Yes	Education	Un-secured	Letchworth & Baldock and District	Mini	(7v7)	Standard	2	1	8	6
9906	Hartsfield Mixed Junior & Infant School	SG7 6PB	Yes	Education	Un-secured	Letchworth & Baldock and District	Youth	(11v11)	Standard	1	1	2	0
9907	Archers Way	SG6 4UG	Yes	NHDC	Un-secured	Letchworth & Baldock and District	Adult		Standard	1	1	2	1
9908	Hexton Recreation Ground	SG5 3JB	Yes	NHDC	Un-secured	Hitchin & Southern Rural	Adult		Standard	1	1	2	1
9908	Hexton Recreation Ground	SG5 3JB	Yes	NHDC	Un-secured	Hitchin & Southern Rural	Youth	(11v11)	Standard	1	0.5	2	1.5
9909	Ickleford Primary School	SG5 3TG	Yes	Education	Un-secured	Hitchin & Southern Rural	Mini	(7v7)	Standard	1	1	4	2
9910	Mary Exton JMI School	SG4 0QA	Yes	Education	Un-secured	Hitchin & Southern Rural	Mini	(7v7)	Standard	1	0.5	4	2.5
9914	Codicote C of E School	SG4 8YL	Yes	Education	Un-secured	Hitchin & Southern Rural	Mini	(7v7)	Standard	1	0	4	3
9914	Codicote C of E School	SG4 8YL	Yes	Education	Un-secured	Hitchin & Southern Rural	Youth	(9v9)	Standard	1	0	2	1
9916	St Marys Junior School	SG7 6HY	Yes	Education	Un-secured	Letchworth & Baldock and District	Mini	(7v7)	Standard	1	0	4	3
9916	St Marys Junior School	SG7 6HY	Yes	Education	Un-secured	Letchworth & Baldock and District	Youth	(11v11)	Standard	1	0	2	1
9917	Norton St Nicholas Primary School	SG6 1AG	Yes	Education	Un-secured	Letchworth & Baldock and District	Mini	(7v7)	Poor	1	0	2	1
9919	Garden City Academy	SG6 2JZ	Yes	Education	Un-secured	Letchworth & Baldock and District	Youth	(11v11)	Poor	1	0	1	0
9922	Wilbury Junior School	SG6 4DU	Yes	Education	Un-secured	Letchworth & Baldock and District	Youth	(11v11)	Standard	1	0	2	1
9924	Kimpton Primary School	SG4 8QW	Yes	Education	Un-secured	Hitchin & Southern Rural	Mini	(7v7)	Good	1	0	6	5
9924	Kimpton Primary School	SG4 8QW	Yes	Education	Un-secured	Hitchin & Southern Rural	Youth	(9v9)	Good	1	0	4	3
9925	Knebworth Nursery & Primary School	SG3 6AA	Yes	Education	Un-secured	Hitchin & Southern Rural	Youth	(11v11)	Standard	1	0	2	1

**NORTH HERTFORDSHIRE
PLAYING PITCH ASSESSMENT**

Site ID	Site name	Postcode	Community use	Management	Secured use?	Analysis area	Pitch type	Pitch size	Agreed quality rating	No. of pitches	Match equivalent sessions ⁶ (per week)	Recommended site capacity (sessions per week)	Capacity rating
9933	Sandon JMI School	SG9 0QS	Yes	Education	Un-secured	Letchworth & Baldock and District	Youth	(9v9)	Good	1	0	4	3

***Capacity at education sites is reduced by one match equivalent per pitch to incorporate school use at education sites*

NORTH HERTFORDSHIRE PLAYING PITCH ASSESSMENT

Sites available for community use but currently unused

Site ID	Site name	Secured use?	Analysis area	Pitch type	Agreed quality rating	No. of pitches	Level of spare capacity (sessions per week)	Comments
9914	Codicote C of E School	Un-secured	Hitchin & Southern Rural	Mini(7v7)	Standard	1	3	Spare capacity identified
9914	Codicote C of E School	Un-secured	Hitchin & Southern Rural	Youth(9v9)	Standard	1	1	Spare capacity identified
9916	Norton St Nicholas Primary School	Un-secured	Letchworth & Baldock and District	Youth(11v11)	Standard	1	1	Spare capacity identified
9917	Norton St Nicholas Primary School	Un-secured	Letchworth & Baldock and District	Mini(7v7)	Poor	1	2	Spare capacity identified
9919	Garden City Academy	Un-secured	Letchworth & Baldock and District	Youth(11v11)	Poor	1	0	No spare capacity at peak time
9922	Wilbury Junior School	Un-secured	Letchworth & Baldock and District	Youth(11v11)	Standard	1	1	Spare capacity identified
9924	Kimpton Primary School	Un-secured	Hitchin & Southern Rural	Mini(7v7)	Good	1	5	Spare capacity identified
9924	Kimpton Primary School	Un-secured	Hitchin & Southern Rural	Youth(9v9)	Good	1	3	Spare capacity identified
9925	Knebworth Nursery & Primary School	Un-secured	Hitchin & Southern Rural	Youth(11v11)	Standard	1	1	Spare capacity identified
9933	Sandon JMI School	Un-secured	Letchworth & Baldock and District	Youth(9v9)	Good	1	3	Spare capacity identified

**Capacity at education sites are reduced by one match equivalent per pitch to incorporate school use at education sites

Sites/pitches not available for community use:

Site ID	Site name	Analysis area	Pitch type	Pitch size
11	Fearnhill School	Letchworth & Baldock and District	Adult	
11	Fearnhill School	Letchworth & Baldock and District	Youth	(11v11)
11	Fearnhill School	Letchworth & Baldock and District	Youth	(11v11)
27	Knights Templar Sports Centre	Letchworth & Baldock and District	Youth	(9v9)
33	Meridian School	Royston	Adult	
33	Meridian School	Royston	Youth	(11v11)
57	The Highfield School	Letchworth & Baldock and District	Adult	
67	Woolgrove School Special Needs Academy	Letchworth & Baldock and District	Youth	(11v11)
9915	Grange Junior School	Letchworth & Baldock and District	Mini	(7v7)
9915	Grange Junior School	Letchworth & Baldock and District	Mini	(7v7)
9918	Whitehill Junior School	Hitchin & Southern Rural	Mini	(7v7)
9918	Whitehill Junior School	Hitchin & Southern Rural	Youth	(11v11)
9920	William Ransome Primary School	Hitchin & Southern Rural	Mini	(7v7)
9921	Our Lady Catholic Primary School	Hitchin & Southern Rural	Adult	
9923	St Andrews CofE Schol	Hitchin & Southern Rural	Mini	(7v7)
9926	Ashwell Primary School	Letchworth & Baldock and District	Mini	(7v7)
9927	Lordship Farm School	Letchworth & Baldock and District	Mini	(7v7)
9927	Lordship Farm School	Letchworth & Baldock and District	Youth	(9v9)
9928	Preston VC Primary School	Hitchin & Southern Rural	Mini	(7v7)
9929	Highover JMI School	Hitchin & Southern Rural	Youth	(11v11)
9929	Highover JMI School	Hitchin & Southern Rural	Youth	(9v9)
9930	Pixmore Junior School	Letchworth & Baldock and District	Mini	(7v7)
9931	Pirton School	Hitchin & Southern Rural	Mini	(7v7)

NORTH HERTFORDSHIRE PLAYING PITCH ASSESSMENT

2.5 Supply and demand analysis

Spare capacity

2.63. The next step is to ascertain whether or not any identified 'potential capacity' can be deemed 'spare capacity'. There may be situations where, although a site is highlighted as potentially able to accommodate some additional play, this should not be recorded as spare capacity against the site. For example, a site may be managed to regularly operate slightly below full capacity to ensure that it can cater for a number of regular friendly matches and activities that take place but are difficult to quantify on a weekly basis.

2.64. A total of 75 pitches across 60 sites (*with secured community use*) express potential spare capacity. The extent to which this is within the stated peak time is quantified in Table 2.13.

Table 2.13: Actual spare capacity (of used sites with secured community use)

Site ID	Site name	Analysis area	Secured use?	Pitch type	Agreed quality rating	No. of pitches	Current play (match sessions)	Potential spare capacity (match sessions)	Match equivalent sessions available in peak period	Comments
1	Ashwell Recreation Ground	Letchworth & Baldock and District	Secured	Mini	Good	1	0.5	-5.5	0.5	Spare capacity identified
5	Barkway Recreation Ground	Royston	Secured	Adult	Good	2	2	-4	1	Spare capacity identified
5	Barkway Recreation Ground	Royston	Secured	Mini	Good	1	0	-6	1	Spare capacity identified
7	Breachwood Green Recreation Ground	Hitchin & Southern Rural	Secured	Adult	Good	1	0.5	-2.5	0.5	Spare capacity identified
7	Breachwood Green Recreation Ground	Hitchin & Southern Rural	Secured	Mini	Good	1	0	-6	1	Spare capacity identified
7	Breachwood Green Recreation Ground	Hitchin & Southern Rural	Secured	Youth	Good	1	0	-4	1	Spare capacity identified
9	Codicote Sports and Social Club	Hitchin & Southern Rural	Secured	Adult	Good	1	1.5	-1.5	1	Spare capacity identified
14	Heath Sports Centre	Royston	Secured	Mini	Standard	1	0.5	-3.5	1	Spare capacity identified
14	Heath Sports Centre	Royston	Secured	Youth	Standard	1	0	-2	1	Spare capacity identified
15	Herts FA County Ground	Letchworth & Baldock and District	Secured	Adult	Good	1	1.5	-1.5	1	Spare capacity identified
19	Hitchin Sports Centre	Hitchin & Southern Rural	Secured	Mini	Good	2	0.5	-11.5	1.5	Spare capacity identified
20	Ickleford Sport & Recreation Club	Hitchin & Southern Rural	Secured	Mini	Good	1	1.5	-4.5	0.5	Spare capacity identified
24	King George's Way Playing Field	Hitchin & Southern Rural	Secured	Adult	Good	1	0.5	-2.5	0.5	Spare capacity identified
26	Knebworth Recreation Ground	Hitchin & Southern Rural	Secured	Adult	Good	3	1.5	-7.5	2.5	Spare capacity identified
26	Knebworth Recreation Ground	Hitchin & Southern Rural	Secured	Youth	Good	1	0.5	-3.5	0.5	Spare capacity identified
27	Knights Templar Sports Centre	Letchworth & Baldock and District	Secured	Mini	Good	1	0	-6	1	Spare capacity identified
28	Letchworth Corner Sports Club	Letchworth & Baldock and District	Secured	Mini	Good	1	0	-6	1	Spare capacity identified
31	Little Wymondley Playing Field	Hitchin & Southern Rural	Secured	Adult	Standard	2	2	-2	0.5	Spare capacity identified
32	Lucas Lane Recreation Ground	Hitchin & Southern Rural	Secured	Adult	Standard	2	1.5	-2.5	0.5	Spare capacity identified
34	Offley Sports and Social Club	Hitchin & Southern Rural	Secured	Mini	Good	2	0.5	-11.5	2	Spare capacity identified
36	Pirton Recreation Ground	Hitchin & Southern Rural	Secured	Mini	Good	1	0.5	-5.5	0.5	Spare capacity identified
37	Pixmore Playing Fields	Letchworth & Baldock and District	Secured	Adult	Good	1	0	-3	1	Spare capacity identified
37	Pixmore Playing Fields	Letchworth & Baldock and District	Secured	Mini	Good	2	1.5	-10.5	0.5	Spare capacity identified
37	Pixmore Playing Fields	Letchworth & Baldock and District	Secured	Mini	Good	2	3.5	-8.5	0.5	Spare capacity identified
37	Pixmore Playing Fields	Letchworth & Baldock and District	Secured	Youth	Standard	2	2	-2	0.5	Spare capacity identified
40	Purwell Recreation Ground	Hitchin & Southern Rural	Secured	Youth	Standard	2	1.5	-2.5	0.5	Spare capacity identified
45	Roysia Middle School	Royston	Un-secured	Mini	Standard	1	0	-4	1	Spare capacity identified
45	Roysia Middle School	Royston	Un-secured	Mini	Standard	1	1	-3	1	Spare capacity identified
45	Roysia Middle School	Royston	Un-secured	Youth	Standard	2	1	-3	1	Spare capacity identified
46	Royston Town Football Club	Royston	Secured	Adult	Good	1	1.5	-1.5	1	Spare capacity identified

**NORTH HERTFORDSHIRE
PLAYING PITCH ASSESSMENT**

Site ID	Site name	Analysis area	Secured use?	Pitch type	Agreed quality rating	No. of pitches	Current play (match sessions)	Potential spare capacity (match sessions)	Match equivalent sessions available in peak period	Comments
47	St Ippolyts Recreation Ground	Hitchin & Southern Rural	Secured	Adult	Good	1	1	-2	0.5	Spare capacity identified
56	The Greneway School	Royston	Secured	Mini	Good	1	0	-6	1	Spare capacity identified
56	The Greneway School	Royston	Secured	Mini	Good	1	0	-6	1	Spare capacity identified
56	The Greneway School	Royston	Secured	Youth	Good	2	1	-7	1	Spare capacity identified
58	The Holwell Recreation Ground	Hitchin & Southern Rural	Secured	Adult	Good	1	0.5	-2.5	0.5	Spare capacity identified
60	The Priory School	Hitchin & Southern Rural	Secured	Adult	Good	2	0.5	-5.5	1.5	Spare capacity identified
60	The Priory School	Hitchin & Southern Rural	Secured	Adult	Good	2	0.5	-5.5	1.5	Spare capacity identified
60	The Priory School	Hitchin & Southern Rural	Secured	Youth	Good	1	0.5	-3.5	0.5	Spare capacity identified
61	The Recreation Ground	Letchworth & Baldock and District	Secured	Adult	Good	1	0	-3	1	Spare capacity identified
61	The Recreation Ground	Letchworth & Baldock and District	Secured	Youth	Good	1	0	-4	1	Spare capacity identified
62	Therfield Recreation Ground	Royston	Secured	Adult	Good	1	0.5	-2.5	1	Spare capacity identified
63	Top Field	Hitchin & Southern Rural	Secured	Adult	Good	1	1	-2	1	Spare capacity identified
66	Wilshere-Dacre Junior School	Hitchin & Southern Rural	Un-secured	Mini	Standard	1	0.5	-3.5	0.5	Spare capacity identified
9901	Smallgains	Letchworth & Baldock and District	Secured	Mini	Good	1	0	-6	1	Spare capacity identified
9905	Tannery Drift First School	Royston	Secured	Mini	Standard	1	1.5	-2.5	1	Spare capacity identified
9906	Hartsfield Mixed Junior & Infant School	Letchworth & Baldock and District	Un-secured	Mini	Standard	2	1	-7	1.5	Spare capacity identified
9907	Archers Way	Letchworth & Baldock and District	Un-secured	Adult	Standard	1	1	-1	0.5	Spare capacity identified
9908	Hexton Recreation Ground	Hitchin & Southern Rural	Un-secured	Youth	Standard	1	0.5	-1.5	0.5	Spare capacity identified
9909	Ickleford Primary School	Hitchin & Southern Rural	Un-secured	Mini	Standard	1	1	-3	1	Spare capacity identified
9910	Mary Exton JMI School	Hitchin & Southern Rural	Un-secured	Mini	Standard	1	0.5	-3.5	1	Spare capacity identified
9914	Codicote C of E School	Hitchin & Southern Rural	Un-secured	Mini	Standard	1	0	-4	1	Spare capacity identified
9914	Codicote C of E School	Hitchin & Southern Rural	Un-secured	Youth	Standard	1	0	-2	1	Spare capacity identified
9916	St Marys Junior School	Letchworth & Baldock and District	Un-secured	Mini	Standard	1	0	-4	1	Spare capacity identified
9916	St Marys Junior School	Letchworth & Baldock and District	Un-secured	Youth	Standard	1	0	-2	1	Spare capacity identified
9922	Wilbury Junior School	Letchworth & Baldock and District	Un-secured	Youth	Standard	1	0	-2	1	Spare capacity identified
9924	Kimpton Primary School	Hitchin & Southern Rural	Un-secured	Mini	Good	1	0	-6	1	Spare capacity identified
9924	Kimpton Primary School	Hitchin & Southern Rural	Un-secured	Youth	Good	1	0	-4	1	Spare capacity identified
9925	Knebworth Nursery & Primary School	Hitchin & Southern Rural	Un-secured	Youth	Standard	1	0	-2	1	Spare capacity identified
9933	Sandon JMI School	Letchworth & Baldock and District	Un-secured	Youth	Good	1	0	-4	1	Spare capacity identified

NORTH HERTFORDSHIRE PLAYING PITCH ASSESSMENT

- 2.65. At peak time 75 pitches, at which potential capacity is expressed, are available within the peak period. This equates to actual spare capacity of 54.5 match equivalent sessions per week. This is aggregated up (green in comments column above) by area/pitch type.

Table 2.14: Actual spare capacity summary (of used sites with secured community use)

Analysis area	Actual spare capacity (match sessions per week)		
	Adult	Youth	Mini
Hitchin & Southern Rural	10.5	6	10
Letchworth & Baldock and District	3.5	4.5	7
Royston	3	3	7
NORTH HERTFORDSHIRE	17	13.5	24

Overplay

- 2.66. Overplay occurs when there is more play accommodated than the site is able to sustain (which is, as noted above, often dependent upon pitch quality). In summary, six sites are overplayed by a total of six match equivalent sessions per week.

Table 2.15: Overplay summary (of used sites with secured community use)

Site ID	Site name	Analysis area	Pitch type	No. of pitches	Capacity rating
3	Bakers Close Playing Field	Letchworth & Baldock & District	Adult	1	1
12	Grange Playing Field	Letchworth & Baldock & District	Adult	1	1.5
23	KGV Playing Fields	Hitchin & Southern Rural	Youth	1	1
42	Ransome Rec. Ground	Hitchin & Southern Rural	Adult	2	1
53	St Johns Playing Field	Hitchin & Southern Rural	Adult	1	1
54	Swinburne Rec. Ground	Hitchin & Southern Rural	Adult	1	0.5

- 2.67. In addition, the adult pitch at Roysia Middle School (Site ID: 45) is overplayed by 1 match equivalent session per week. It is not in the table as community use is not secured.

2.6 Conclusions

- 2.68. The tables below identify the overall spare capacity in each of the analysis areas for the different pitch types, based on match equivalent sessions.

Table 2.16: Summary of current and future provision of secured adult pitches

Analysis area	Actual spare capacity	Demand (match sessions per week)					
		Overplay	Strategic reserve (20%)	Latent demand	Total (current)	Future demand	Total (future)
Hitchin & Southern Rural	10.5	2.5	2	0.5	-5.5	6	0.5
Letchworth & Baldock and District	3.5	2.5	-	0.5	-0.5	3	2.5
Royston	3	-	0.5	-	-2.5	1	-1.5
NORTH HERTFORDSHIRE	17	5	2.5	1	-8.5	10	1.5

(* Includes future demand expressed by club and from population increases.

NORTH HERTFORDSHIRE PLAYING PITCH ASSESSMENT

- 2.69. Although spare capacity is often a result of a lack of demand for grass pitches, some sites are likely to retain some as a matter of practise to allow pitches to rest and rotate. On this basis an allowance of 20% is retained as spare capacity - as shown in the table.
- 2.70. The table above highlights that overall in North Hertfordshire there is currently spare capacity of 8.5 match sessions. However future demand shows a shortfall of 1.5 match sessions (equivalent to 1 pitch).

Table 2.17: Summary of current and future provision of secured youth pitches

Analysis area	Actual spare capacity	Demand (match sessions per week)					
		Overplay	Strategic reserve (20%) ⁷	Latent demand	Total (current)	Future demand	Total (future)
Hitchin & Southern Rural	6	1	1	2	-2	12	10
Letchworth & Baldock and District	4.5	-	1	-	-3.5	10	6.5
Royston	3	-	0.5	-	-2.5	4	1.5
NORTH HERTFORDSHIRE	13.5	1	2.5	2	-8	26	18

(* Includes future demand expressed by clubs and from population increases.

- 2.71. This table highlights that overall in North Hertfordshire there is currently spare capacity of 8 match sessions. However future demand (to 2037) shows a shortfall of 18 match sessions (equivalent to 9 pitches).

Table 2.18: Summary of current and future provision of secured mini pitches

Analysis area	Actual spare capacity	Demand (match sessions per week)					
		Overplay	Strategic reserve (20%) ⁸	Latent demand	Total (current)	Future demand	Total (future)
Hitchin & Southern Rural	10	-	2	-	-8	6.5	-1.5
Letchworth & Baldock and District	7	-	1.5	-	-5.5	2	-3.5
Royston	7	-	1.5	-	5.5	1	-4.5
NORTH HERTFORDSHIRE	24	-	5	-	-19	9.5	-9.5

(* Includes future demand expressed by clubs and from population increases.

- 2.72. Again, although spare capacity is often a result of lack of demand for grass pitches, some sites are likely to retain spare capacity as a matter of practise to allow pitches to rest and rotate. On this basis an allowance of 20% is retained as spare capacity as shown in the table
- 2.73. It highlights that overall in North Hertfordshire there is an oversupply of mini soccer match sessions to meet total current demand (19 match sessions). When future demand is taken into account (9.5 match sessions), there is aggregate spare capacity of 9.5 mini soccer match sessions to meet total future demand.

NORTH HERTFORDSHIRE PLAYING PITCH ASSESSMENT

Scenarios

2.74. The table below factors in the removal of all unsecured pitches in order to identify the consequence that such a scenario would have on the overall spare capacity for each pitch type.

Pitch type	Actual spare capacity	Demand (match equivalent sessions)					
		Overplay	Strategic Reserve	Latent demand	Current total	Future demand	Total
Adult	16.5	5	2.5	1	-8	10	+2
Youth	6	1	2.5	2	-1.5	26	+24.5
Mini	15	-	5	-	-10	9.5	-0.5

2.75. In terms of current demand, the removal of unsecured pitches still results in actual spare capacity existing on each pitch type overall in North Hertfordshire, although as highlighted in previous tables capacity can vary amongst analysis areas. When factoring in future demand, taking away unsecured pitches would result in an increased undersupply of adult and youth pitches. Spare capacity on mini pitches reduces to 0.5 match equivalent sessions.

Football summary

- ◀ An overall response rate of 64% (club) was achieved via consultation.
- ◀ There are 150 grass football pitches across 71 sites in North Hertfordshire.
- ◀ Of the 150 pitches 125 are known to be available, at some level, for community use. Of these, 10 are identified as available for community use but are not currently utilised.
- ◀ Of the 150 pitches in North Hertfordshire, 25 are identified as not available for community use these are mainly located on education sites.
- ◀ Just over half (55%) of all pitches available to the community are good quality. The remainder are either standard (35%) or poor (10%).
- ◀ 230 football teams are based in North Hertfordshire, all of which play competitive home fixtures on pitches within the District.
- ◀ Population increases are likely to result in additional future demand of seven senior teams, 23 youth teams and nine mini teams. (This equates to a need for an additional three adult, 11 youth and four mini pitches to satisfy future demand by 2037).
- ◀ Future developments include pitch improvements at Walsworth Common, Grange and Baldock recreation ground.
- ◀ Displaced demand has been expressed by one club, Ashwell Academicals FC youth team (displaced to Cambridge).
- ◀ Overall there is currently spare capacity of 8.5 match sessions for adult football. However future demand shows a shortfall of 1.5 match sessions (equivalent to 1 pitch).
- ◀ Overall there is currently spare capacity of 8 match sessions for youth football. However future demand shows a shortfall of 18 match sessions (equivalent to 9 pitches).
- ◀ Overall in the district there is an oversupply of mini soccer match sessions to meet total current demand (19 match sessions). When future demand is taken into account (9.5 match sessions), there is aggregate spare capacity of 9.5 mini soccer match sessions to meet total future demand.
- ◀ The removal of unsecured pitches still results in spare capacity existing on each type. When factoring in future demand, there is an increased undersupply of adult and youth pitches. Spare capacity on mini pitches reduces to 0.5 match equivalents.

NORTH HERTFORDSHIRE PLAYING PITCH ASSESSMENT

PART 2B: ARTIFICIAL GRASS PITCHES (AGPS)

Introduction

- 2.76. Several surface types come under the category of an artificial grass pitch (AGP). The three main groups are
- ◀ Rubber crumb (third generation turf 3G)
 - ◀ Sand (filled or dressed)
 - ◀ Water based.
- 2.77. Competitive football can take place on 3G surfaces that have been FA or FIFA certified and a growing number of 3G pitches are now used for competitive match play at mini soccer and youth level. Only competition up to (but not including) regional standard can take place on a 40mm pile. Football training can take place on sand and water based surfaces but this is not the preferred option.
- 2.78. Hockey is played predominantly on sand based/filled AGPs. Although competitive play cannot take place on 3G pitches, 40mm pitches may be suitable, in some instances, for beginner training and are preferred to poor grass or tarmac surfaces.
- 2.79. World Rugby produced a '*Performance Specification for Artificial Grass Pitches for Rugby*', more commonly known as 'Regulation 22' that provides the necessary technical detail to produce pitch systems that are appropriate for rugby union. The artificial surface standard identified in Regulation 22 allows matches to be played on surfaces that meet it. Full contact activity, including tackling, rucking, mauling and lineouts can take place. For rugby league the equivalent is known as the RFL Community Standard.

Table 2.1: AGP type and sport suitability

Category	Surface	Comments
Long Pile 3G (60mm with shock pad)	Rubber crumb	Rugby surface – must comply with World Rugby type 22, requires a minimum of 60mm.
Medium Pile 3G (55-60mm)	Rubber crumb	Preferred football surface
Short Pile 3G (40mm)	Rubber crumb	Acceptable surface for some competitive football
Sand Filled	Sand	Competitive hockey and football training
Sand Dressed	Sand	Preferred hockey surface and suitable for football training
Water based	Water	Preferred hockey surface and suitable for football training if irrigated.

NORTH HERTFORDSHIRE PLAYING PITCH ASSESSMENT

Current provision

2.80. The table below lists the current supply of full size AGPs identified in North Hertfordshire.

Table 2.2: Full size AGPs in North Hertfordshire

Site ID	Site title	Ownership/management	Analysis area	No. of pitches	Pitch Type	Size	Comments
19	Hitchin Sports Centre (The Edge)	Education	Hitchin & Southern Rural	1	Medium Pile 3G	Full (100m x 60m)	The pitch is currently used by a number of football clubs within NH. The Watford FC academy have extensive use during the day and evenings, The pitch is used predominantly by the college from 9am until 5pm
17	Hitchin Boys Sports Centre	Education	Hitchin & Southern Rural	1	Sand dressed	Full (100m x 60m)	The AGP was resurfaced in 2013. Enclosed/Floodlit. Fully booked Tues, Wed, Thurs and Sat/Sun. Some availability on Monday and Friday. The AGP is used by Bluehearts Hockey Club.

NORTH HERTFORDSHIRE PLAYING PITCH ASSESSMENT

Site ID	Site title	Ownership/management	Analysis area	No. of pitches	Pitch Type	Size	Comments
27	Knights Templar Sports Centre, Baldock	Education	Letchworth & Baldock and District	1	Medium Pile 3G	Full (100m x 60m)	The pitch has community use and this is taken up in the main by Baldock Town FC and Letchworth Eagles FC. The focus for this pitch is training. The pitch is FA registered.
28	Letchworth Corner Sports Club	Club	Letchworth & Baldock and District	1	Sand filled	Full (100m x 60m)	Not utilised by Football teams, predominantly used by Hockey.
33	Meridian School, Royston	Education	Royston	1	Medium Pile 3G	Full (100m x 60m)	Built in 2009 and funded by the Football Foundation. FA registered and approved. Available for community use 5.30-9.30pm Mon-Fri and Sat-Sun 08.00-1.00pm (all year round other than two week shut down at Xmas). Operated at capacity Monday-Thursday with some availability Fri-Sun.
55	The Arena, Baldock	Club	Letchworth & Baldock and District	1	Medium Pile 3G	Full (100m x 60m)	Used in the main by Letchworth Eagles FC, although this limited and the Club do require more time.

NORTH HERTFORDSHIRE PLAYING PITCH ASSESSMENT

Site ID	Site title	Ownership/management	Analysis area	No. of pitches	Pitch Type	Size	Comments
9904	Kingshott School, Hitchin	Education	Hitchin & Southern Rural	1	Medium Pile 3G	Full (100m x 60m)	The AGP is not available for community use.

NORTH HERTFORDSHIRE PLAYING PITCH ASSESSMENT

2.81. The table below identifies the analysis areas that all of the AGPs are located in:

Table 2.3: AGPs by analysis area

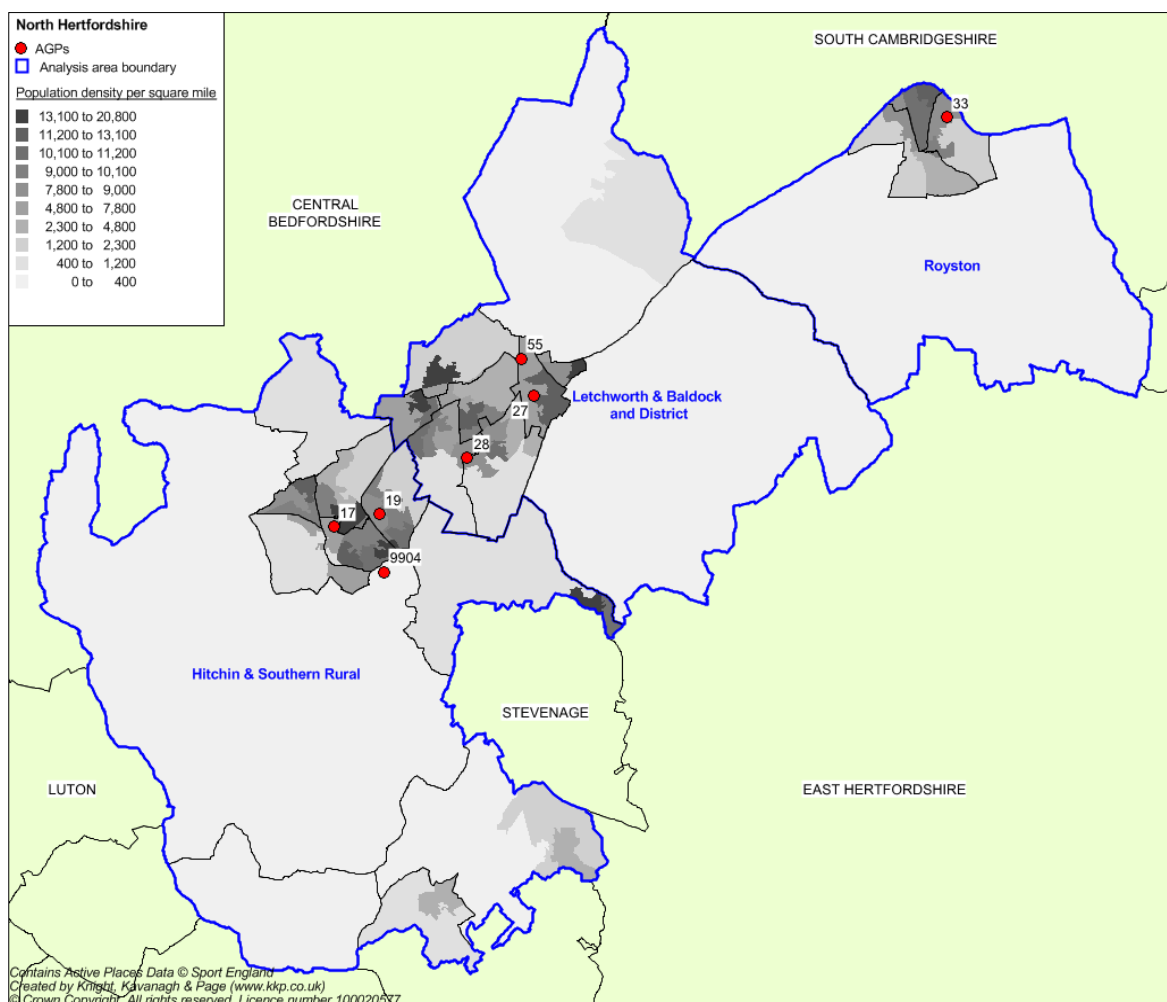
Analysis area	Medium Pile 3G (55-60mm)	Short Pile 3G (40mm)	Sand Dressed	Sand Filled
Hitchin & Southern Rural	2	-	-	1
Letchworth & Baldock and District	2	-	-	1
Royston	1	-	-	-
TOTAL	5	-	-	2

2.82. The most common type of surface is medium pile 3G. There are seven full size pitches in North Hertfordshire, of which five are 3G surfaces and two are sand.

2.83. All analysis areas are served by an AGP.

2.84. There are no World Rugby or RFL Community Standard, compliant surfaces suitable for competitive rugby in North Hertfordshire.

Figure 2.1: Location of current full size AGPs in North Hertfordshire



NORTH HERTFORDSHIRE PLAYING PITCH ASSESSMENT

Availability

- 2.85. Table 2.5 overleaf summarises the availability of full size AGPs for community use in North Hertfordshire. In addition, it records the availability of provision within the peak period based on information provided by the organisation during consultation.
- 2.86. Sport England recommends an overall peak period for AGPs of 34 hours a week (Monday to Thursday 17:00-21:00; Friday 17:00-19:00; Saturday and Sunday 09:00-17:00). This has been applied in conjunction with findings from consultation to provide a total for the number of hours available for community use per week during peak periods.

NORTH HERTFORDSHIRE PLAYING PITCH ASSESSMENT

Table 2.5: AGP availability

ID	Site name	Analysis area	No. of pitches	Flood-lit	Available: community use?	Tenure?	Available: comm. use in peak period
19	Hitchin Sports Centre (The Edge)	Hitchin & Southern Rural	1	Yes	Yes	Secured	Monday-Friday : 15hrs Weekend : 14hrs Total: 29hrs
17	Hitchin Boys Sports Centre	Hitchin & Southern Rural	1	Yes	Yes	Secured	Monday-Friday : 27.5hrs Weekend : 14hrs Total: 41.5hrs
27	Knights Templar Sports Centre	Letchworth & Baldock and District	1	Yes	Yes	Secured	Monday-Friday : 27.5hrs Weekend : 20hrs Total: 47.5hrs
28	Letchworth corner sports club	Letchworth & Baldock and District	1	Yes	Yes	Secured	Monday-Friday : 27.5hrs Weekend : 20hrs Total: 47.5hrs
33	Meridian School	Royston	1	Yes	Yes	Secured	Monday-Friday : 20hrs Weekend : 10hrs Total: 30hrs
55	The Arena	Letchworth & Baldock and District	1	Yes	Yes	Secured	Monday-Friday : 20hrs Weekend : 10hrs Total: 30hrs
9904	Kingshott School	Hitchin & Southern Rural	1	No	No	Unsecured	Monday-Friday : Unavailable Weekend : Unavailable Total: 0hrs

NORTH HERTFORDSHIRE PLAYING PITCH ASSESSMENT

- 2.87. In the main availability of AGPs in North Hertfordshire is good; the only exception is Kingshott School which is not offered to the community.
- 2.88. Hitchin Sports Centre (The Edge) is only available until 8pm during weekdays. The remaining four full size 3G pitches are all operating at capacity throughout midweek evenings to cater for football demand. There may be some capacity over weekend time slots at these sites as matches are for the most part played on grass pitches.
- 2.89. There are two pitches suitable and available for Hockey at Hitchin Boys Sports Centre and Letchworth Corner Sports Club.

Quality

- 2.90. All full size 3G pitches in North Hertfordshire were all assessed as standard, whereas the full size sand pitches were assessed as good.
- 2.91. The carpet of an AGP usually lasts for approximately 10 years. Current surfaces are of varying age; two pitches are more than 10 years old and subsequently require imminent surface replacement; these are the ones at Letchworth Corner Sports Club and Kingshott School.

Table 2.6: Summary of quality

Site ID	Site name	Surface type	Year built (refurbished)	Flood-lit?	Quality
19	Hitchin Sports Centre (The Edge)	Medium Pile 3G	2011	Yes	Good
17	Hitchin Boys Sports Centre	Sand dressed	2011	Yes	Standard
27	Knights Templar Sports Centre	Medium Pile 3G	2007	Yes	Standard
28	Letchworth Corner Sports Club	Sand filled	2014	Yes	Good
33	Meridian School	Medium Pile 3G	2009	Yes	Standard
55	The Arena	Medium Pile 3G	2007	Yes	Standard
9904	Kingshott School	Medium Pile 3G	1999	No	Standard

- 2.92. From 2014/15 only 3G pitches with a valid performance test and listed on the FA Register (<http://3g.thefa.me.uk/>) can be used for competitive play. This is to ensure that they have the same playing characteristics as natural turf ensuring that pitches are safe to use.
- 2.93. Knights Templar Sports Centre and Meridian School AGPs have completed or passed the FA 3G AGP test in North Hertfordshire.

Supply and demand analysis

Sport England's Facilities Planning Model: National Facilities Audit Dataset (January 2014)

- 2.94. The FPM is a model used as a starting point to help assess the strategic provision of sports facilities, including AGPs. The model is prescriptive and not predictive in that it does not provide precise estimates of the use of proposed facilities. Rather it prescribes an appropriate level of provision for any defined area in relation to demand and which reflects

NORTH HERTFORDSHIRE PLAYING PITCH ASSESSMENT

national expectations and policies. It is not a substitute for considering local club needs and should be used alongside any local assessment.

- 2.95. The bullet points below outline the conclusions drawn from the Sport England FPM run in North Hertfordshire.

Supply

- ◀ The model estimates that the seven AGPs in North Hertfordshire offer the equivalent of 6.6 AGPs operating across all the peak hours.
- ◀ AGP provision equates to 0.5 pitches per 10,000 residents. This is a higher level of provision than the wider East Region which has 0.3 pitches per 10,000 residents.
- ◀ AGP provision in North Hertfordshire is distributed across the main towns. Several other AGPs are accessible across the border in neighbouring local authorities. In terms of different pitch type distribution Royston and Baldock have 3G AGPs, Letchworth has a sand based AGP and Hitchin one of each. The 3G pitch at Round Diamond Primary School borders Stevenage.
- ◀ 3G distribution is therefore well spread across the main towns but sand-based pitch distribution is limited to the Hitchin and Letchworth area of the district.
- ◀ Approximately 16% of residents do not have access to a car. This is lower than the national percentage and slightly lower than the figure for the County (17.7%)

Demand

- ◀ Demand generated for AGP provision from the resident population is around 2,792 visits per week in the peak period (vpwpp), the equivalent of about 4 pitches.
- ◀ Demand for football AGPs is anticipated to be around 3 AGPs.
- ◀ When comparing AGP total supply with total demand, there is an apparent 'surplus' of 3.1 pitches. The data therefore indicates in a very simplistic way that North Hertfordshire appears to have a 'surplus' of AGPs.
- ◀ The FPM calculates that 97.1% of the total demand for AGPs in North Hertfordshire is satisfied, which equates to around 2,121 visits per week in the peak period
- ◀ In North Hertfordshire 76% of the satisfied demand is met by local residents travelling by car.
- ◀ The majority (90%) of the satisfied demand from North Hertfordshire residents is met by AGP provision within the District (retained demand).
- ◀ The modelling results indicate that unmet demand is very low and equates to 0.1 of a pitch and is equivalent to 64 vpwpp.

Usage

- ◀ AGPs in North Hertfordshire operate at full peak time capacity, both across the district and per pitch.

Used capacity

- ◀ The total number of visits to AGPs in North Hertfordshire is 4,761 pwp (compared with 4,868 vpwpp total capacity) and this equates to around 98% of the total capacity of the North Hertfordshire AGPs being used.

NORTH HERTFORDSHIRE PLAYING PITCH ASSESSMENT

Facility	% capacity used	Facility Capacity used in the Peak Period (vpwpp)
Hitchin Boys School Sports Centre	100%	578
Hitchin Sports Centre	100%	740
Knights Templar Sports Centre	100%	665
Letchworth Corner Sports Club	100%	740
Meridian School	86%	634
Round Diamond Primary School	100%	665
The Arena	100%	740

2.96. The table above shows used capacity at individual AGP sites within North Hertfordshire. All AGPs, despite the apparent 'surplus' indicated in the supply/demand balance are operating at full capacity at peak times according to the model with the exception of Meridian School which appears to be operating at 86% used capacity. This AGP was built in 2009 so is not especially old, and has good hours of community access – this might be due to its location in the smaller town of Royston where perhaps demand is lower due to local population size.

The FA model

2.97. The FA considers high quality 3G AGPs as an essential tool in promoting coach and player development. They support intensive use and as such are great assets for both playing and training. Such facilities have been installed, primarily to service community use and training. They are, however, increasingly being used for competition – a situation which the FA wholly supports.

2.98. Its long term ambition is to provide every affiliated team in England with the opportunity to train once per week on floodlit 3G surface, together with priority access for every Charter Standard Community Club through a partnership agreement. The FA standard is calculated by using the latest Sport England research "AGPs State of the Nation March 2012" assuming that 51% of AGP usage is by sports clubs when factoring in the number of training slots available per pitch type per hour from 17.00 – 22.00 Mon-Fri and 09.00-17.00 on Saturdays & Sundays. It is estimated that one full size AGP can service 60 teams.

2.99. On the basis that 230 teams play competitive football in North Hertfordshire, there is a recommended need for five full size 3G pitches. As there are currently five in the area this target has been met, however, only four are available for community use

Analysis area	Current number of teams	3G requirement	Current no. of 3G pitches	Potential shortfall
Hitchin & Southern Rural	123	3	2	1
Letchworth & Baldock & District	76	1	2	-
Royston	31	1	1	-
TOTAL	230	5	5	1

Local demand

NORTH HERTFORDSHIRE PLAYING PITCH ASSESSMENT

Hockey

See Hockey Section Part 5

Football

- 2.100. Within North Hertfordshire the majority of competitive play for mini soccer and youth football is on natural turf pitches. However of the football clubs that responded to the survey 39% referred to additional requirement for training facilities and expressed a need for access to more facilities, all of which specify a desire for 3G pitches in the area. Artificial surfaces are used throughout the week for training, with survey responses indicating that all 3G pitch sites are regularly used.
- 2.101. According to Hertfordshire FA the development of new 3G Football Turf Pitches is a priority within the district.
- 2.102. Although no strategic sites have been identified as yet there is rationale for the development of new pitches within the following:
- ◀ Letchworth; the North of the district and the location of a number of clubs including Letchworth eagles FC with 36 teams who are growing and require additional training and match facilities. This re-surfacing of Hertfordshire FA stadia pitch to a 3G football turf pitch is one option.
 - ◀ Hitchin; the restriction on floodlights at Hitchin Sport centre and Kingshott School having no community use a new 3G would ideally be located in this analysis area.
 - ◀ Hitchin & Southern Rural; located in Knebworth is the final location. Knebworth Youth FC use facilities located outside of the district for training. A growing area for football in particular mini soccer and youth football.

AGP summary

- ◀ There are seven full size AGPs in North Hertfordshire; five 3G surfaces and two sand.
- ◀ There are no pitches with 60mm pile carpets (that meet the World Rugby/Rugby League Community Standard).
- ◀ All 3G pitches in North Hertfordshire are assessed as being of standard quality, whereas sand based AGPs are assessed as good.
- ◀ Current AGP surfaces are of varying age, however, Kingshott School is more than 10 years old and requires imminent surface replacement.
- ◀ Of the football clubs that responded to the survey 39% express demand for additional training facilities - all specified 3G pitches as a requirement.
- ◀ The light restriction placed on Hitchin Sports centre (The Edge) will have an impact on the training for teams as it reduces the amount of hours available, and therefore the availability of pitches within the Hitchin Letchworth analysis area)
- ◀ All full size 3G pitches are operating at capacity for midweek football training but there may be some spare capacity for matches at weekends (provided a test certificate is attained).
- ◀ The FA model estimates that one full size AGP can service 60 teams. On the basis that there are 230 teams playing competitive football in North Hertfordshire, there is a recommended need for five full size 3G pitches to cater for football demand. Currently there are five, however only four are available for community use.
- ◀ The demand generated for AGP provision from the resident population of North Hertfordshire (>131,000 people) is around 2,792 visits per week in the peak period (vpwpp), the equivalent of about 4 pitches.
- ◀ All AGPs, despite the apparent 'surplus' indicated in the supply/demand balance are operating at full capacity at peak times according to the FPM model.
- ◀ The FPM calculates that 97.1% of the total demand for AGPs in North Hertfordshire is satisfied.

NORTH HERTFORDSHIRE PLAYING PITCH ASSESSMENT

- ◀ Hertfordshire FA have identified three areas whereby due to the demand would be ideal locations for the development of new 3G Football Turf Pitches; Hertfordshire FA stadia, Hitchin and Knebworth.

NORTH HERTFORDSHIRE PLAYING PITCH ASSESSMENT

PART 2C: CRICKET

2.1: Introduction

2.103. The Hertfordshire Cricket Board is the main governing and representative body for cricket within North Hertfordshire. Its aim is to promote the game at all levels through partnerships with professional and recreational cricketing clubs, and other appropriate agencies.

2.104. For adult cricket in North Hertfordshire there are three main offerings; Saturday, Sunday and midweek cricket. The youth league structure tends to be largely club based matches which are played mid-week.

Consultation

2.105. 23 clubs are identified as playing within North Hertfordshire. Of these, 19 were consulted either through an online survey or via a telephone conversation, resulting in a response rate of 83%. The clubs which responded to consultation are as follows:

- ◀ Ashwell Cricket Club
- ◀ Baldock Town Cricket Club
- ◀ Codicote Cricket Club
- ◀ Graveley Cricket Club
- ◀ Hitchin Cricket Club
- ◀ Ickleford Cricket Club
- ◀ Kimpton Cricket Club
- ◀ Knebworth Park Cricket Club
- ◀ Letchworth Garden City Cricket Club
- ◀ Lilley Cricket Club
- ◀ Offley & Stopsley Cricket Club
- ◀ Pirton Cricket Club
- ◀ Preston Cricket Club
- ◀ Reed Cricket Club
- ◀ Saracens Cricket Club
- ◀ Weston Cricket Club
- ◀ Whitwell Cricket Club

2.106. Information in respect of the remaining clubs has been gathered through online research and via consultation with Hertfordshire Cricket.

2.2: Supply

2.107. In total, there are 27 grass cricket squares in North Hertfordshire. Of these, 25 are available for community use and 24 are used regularly for matches (The Greneway School is available but unused). Two squares are unavailable for community use; those at Fearnhill School and Kingshott School.

Table 2.1: Summary of pitches

Analysis area	Number available for community use
Hitchin & Southern Rural	16
Letchworth & Baldock and District	5
Royston	5
North Hertfordshire	25

Non turf wickets

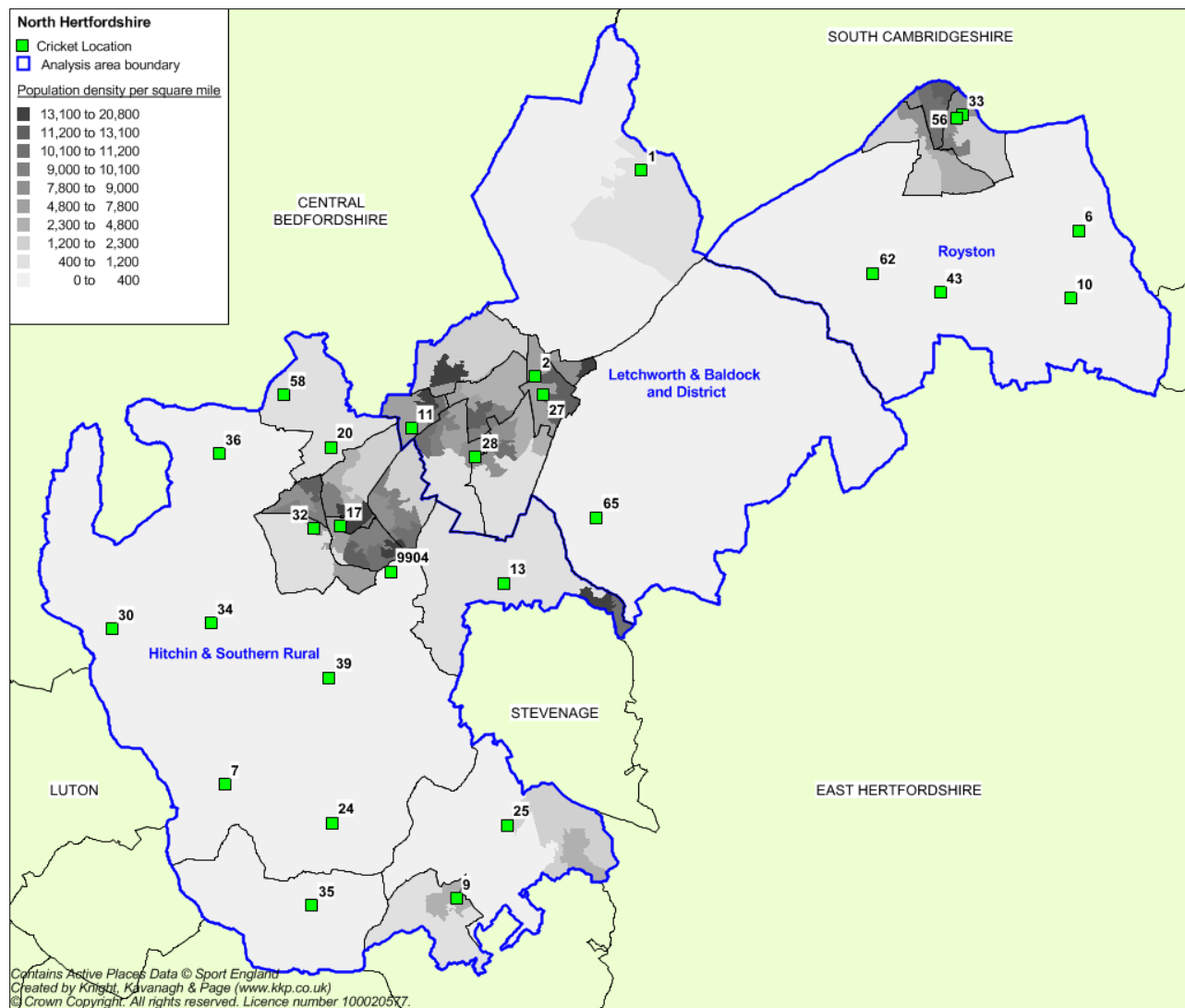
2.108. There are nine non-turf wickets across eight sites, of which five are standalone non-turf wicket pitches. All standalone non-turf wicket pitches are located at schools sites, whilst the remainder accompany grass wickets at Cokenach Cricket Club, Lucas Lane Recreation Ground, Offley Sports & Social Club and Pirton Recreation Ground.

NORTH HERTFORDSHIRE PLAYING PITCH ASSESSMENT

- 2.109. Competitive senior cricket is not generally sanctioned (by the leagues) on non-turf wickets, however, they can be used for junior cricket and for training purposes with the aid of mobile nets. In North Hertfordshire, the only recorded community demand for non-turf wickets occurs at Hitchin Boys School Sports Centre, Lucas Lane Recreation Ground, Offley Sports & Social Club and Pirton Recreation Ground.
- 2.110. The English Cricket Board's (ECB's) TS6 Guidance on performance standards sets requirements for match pitches that are non-turf wickets. The ECB highlights that pitches which follow this guidance are suitable for high level play. It should be noted that this is *guidance* for clubs and not *standards*.

NORTH HERTFORDSHIRE PLAYING PITCH ASSESSMENT

Figure 2.1: Location of cricket pitches in North Hertfordshire



NORTH HERTFORDSHIRE PLAYING PITCH ASSESSMENT

Table 2.2: Key to map of cricket pitches (including standalone non-turf wicket pitches).

Site ID	Site name	Analysis area	Community use?	No. of pitches
1	Ashwell Recreation Ground	Letchworth & Baldock and District	Yes	1
2	Avenue Park Sports & Social Club (Baldock CC)	Letchworth & Baldock and District	Yes	1
6	Barley Cricket Club	Royston	Yes	1
7	Breachwood Green Recreation Ground	Hitchin & Southern Rural	Yes	1
9	Codicote Sports & Social Club	Hitchin & Southern Rural	Yes	1
10	Cokenach Cricket Club	Royston	Yes	1
11	Fearnhill School	Letchworth & Baldock and District	No	1
13	Graveley Cricket Club	Hitchin & Southern Rural	Yes	1
17	Hitchin Boys School Sports Centre	Hitchin & Southern Rural	Yes	2
20	Ickleford Sport & Recreation Club	Hitchin & Southern Rural	Yes	1
24	King George's Way Playing Field (Whitwell CC)	Hitchin & Southern Rural	Yes	1
25	Knebworth Park Cricket Club	Hitchin & Southern Rural	Yes	2
27	Knights Templar School	Letchworth & Baldock and District	Yes: unused	1
28	Letchworth Corner Sports Club	Letchworth & Baldock and District	Yes	1
30	Lilley Recreation Ground	Hitchin & Southern Rural	Yes	1
32	Lucas Lane Recreation Ground	Hitchin & Southern Rural	Yes	2
33	Meridan School	Royston	Yes: unused	1
34	Offley Sports & Social Club	Hitchin & Southern Rural	Yes	1
35	Parkfield Crescent Sports Ground (Kimpton CC)	Hitchin & Southern Rural	Yes	1
36	Pirton Recreation Ground	Hitchin & Southern Rural	Yes	1
39	Preston Cricket Club	Hitchin & Southern Rural	Yes	1
43	Reed Cricket Club	Royston	Yes	1
56	The Greneway School	Royston	Yes: unused	1
58	The Holwell Recreation Ground	Hitchin & Southern Rural	Yes	1
62	Therfield Recreation Ground	Royston	Yes	1
65	Weston Cricket Club	Letchworth & Baldock and District	Yes	1
9904	Kingshott School	Hitchin & Southern Rural	No	3

Management and security of tenure

2.111. Pitch ownership and management across North Hertfordshire is generally considered secure; no major problems were reported during consultation. Hitchin CC owns its home ground, whilst the remaining clubs either lease or rent their pitches. Of clubs with a lease agreement

NORTH HERTFORDSHIRE PLAYING PITCH ASSESSMENT

in place, Ickleford CC, Lilley CC and Reed CC have less than 10 years left on their current arrangement. It is recommended that this be increased for all three in order to ensure future stability. Saracens CC currently has no dedicated home ground and as such plays all its matches away from home. This is preferred by the Club as it just has one team and only plays friendly matches.

Table 2.3: Summary of pitch ownership

Owned	Leased		Rented
Hitchin CC	Baldock Town CC	Knebworth Park CC	Ashwell CC
	Barley CC	Letchworth Garden City CC	Bragbury CC
	Breachwood Green CC	Lilley CC	Codicote CC
	Cokenach CC	Preston CC	Offley & Stopsley CC
	Graveley CC	Reed CC	Knebworth Blues CC
	Ickleford CC	Weston CC	Pirton CC
	Kimpton CC		Therfield & Kelshall CC
			Whitwell CC

2.112. In addition, Baldock Town CC, Ickleford CC and Preston CC all rent secondary home grounds in order to enable them to field more teams and protect their own pitches.

Pitch quality

2.113. The audit of pitches in North Hertfordshire identifies nine grass cricket squares to be of good quality and 15 as standard. One square (King George's Way Playing Field) was assessed as poor. Squares assessed as good are as follows:

- ◀ Codicote Sports & Social Club
- ◀ Fernhill School
- ◀ Ickleford Sport & Recreation Club
- ◀ Knebworth Park Cricket Club
- ◀ Kingshott School

2.114. Further to site assessments, six clubs deem the overall quality of their pitch to be good and nine clubs assess theirs as standard. The remaining club (Whitwell CC) rates its pitch quality as poor, mainly due to an infrequent and basic maintenance programme.

2.115. Additionally, eight clubs report that pitch quality has improved since last season, all of which cite more time spent maintaining the square and an increase in investment as the main reasons for this. No clubs report pitch quality to have worsened, however, it is reported by club users of Pirton Recreation Ground and Avenue Park Sports & Social Club that unofficial use of the squares is negatively affecting overall quality. Similarly, overall quality at Ashwell CC is suffering due to football pitches being over-marked on the cricket outfield.

2.116. Maintaining high pitch quality is the most important aspect of cricket. A poor wicket can adversely affect the quality of the game and, in some instances, become dangerous. To obtain a full technical assessment of wicket and pitches, the ECB recommends a Performance Quality Standard Assessment (PQS). The PQS looks at a cricket square to ascertain whether it meets its performance quality standards which are benchmarked by the Institute of Groundsmanship. The report identifies surface issues and suggests options for remediation together with likely costs. For further guidance on this, please contact the ECB.

NORTH HERTFORDSHIRE PLAYING PITCH ASSESSMENT

2.117. In North Hertfordshire, only Preston Cricket Club is reported to have undergone a PQS.

Ancillary facilities

2.118. All clubs in North Hertfordshire have access to changing room facilities at their home ground, although the quality varies from site to site. Five clubs consider the condition of their clubhouse to be good and five consider theirs to be standard, whilst six consider theirs to be poor. Sites receiving a poor rating are as follows:

- ◀ Ashwell Recreation Ground
- ◀ Codicote Sports and Social Club
- ◀ Knebworth Park Cricket Club
- ◀ Lucas Lane Recreation Ground
- ◀ Parkfield Crescent Sports Ground
- ◀ Weston Cricket Club

2.119. Knebworth Park Cricket Club (Site id: 25) is currently undergoing a site transformation and re-development. The new development will provide the site with better quality grass and non-turf wickets, as well as a new clubhouse.

2.120. Hitchin Cricket Club, who are based at Lucas Lane recreation ground (Site id: 32), are currently working with Hertfordshire Cricket to develop new changing facilities as the current clubhouse is old and worn. A planning application has been submitted and the Club await planning consent.

2.121. No other future plans/developments were discovered during consultation.

Training facilities

2.122. Access to cricket nets is important, particularly for pre-season/winter training. Four clubs in North Hertfordshire report a demand for additional training facilities, all of which state a need for improved or new practice nets and/or a mobile net.

Table 2.4: Expressed demand for cricket training facilities

Club	Demand expressed
Hitchin CC	Requires practice nets so that it can begin training on site. Ideally would like a mobile net.
Knebworth Park CC	Reports a need for an artificial wicket on at least one square. Also requires a mobile net and catching spring boards.
Preston CC	Requires improvements to the current practice nets as they are becoming too dangerous to use.
Weston CC	Reports a need for more practice nets so that teams within the Club can train more often and for longer.

2.123. The majority of clubs accessing pitches without practice nets tend to use school sports halls for training. This can be expensive and difficult to organise. The only grounds that currently contain practice nets are as follows:

- ◀ Barley Cricket Club
- ◀ Ickleford Sport & Recreation Club
- ◀ Letchworth Corner Sports Club

NORTH HERTFORDSHIRE PLAYING PITCH ASSESSMENT

- ◀ Lucas Lane Recreation Ground
- ◀ Knebworth Park Cricket Club
- ◀ Preston Cricket Club
- ◀ Reed Cricket Club
- ◀ Weston Cricket Club.

2.3: Demand

- 2.124. Cricket clubs in North Hertfordshire range from small clubs offering one team to those with several senior and junior teams at different age groups. In total, the 23 clubs generate 55 senior teams and 48 junior teams. Included within this number are one senior women's team and three (U11s, U13s, U15s) junior girl's teams, all of which are part of Hitchin CC. Girls are also able to participate in mixed junior teams.
- 2.125. As illustrated below, most teams (62) are based in the Hitchin & Southern Rural Analysis Area. One (Saracens CC) cannot be assigned to an area due to it having no home ground.

Table 2.5: Summary of teams by analysis area

Analysis area	No. of competitive teams			
	Senior men	Senior women	Junior boys	Junior girls
Hitchin & Southern Rural	31	1	27	3
Letchworth & Baldock and District	12	-	11	-
Royston	11	-	7	-
North Hertfordshire	54	1	45	3

- 2.126. One club reports an increase in the number of senior teams over the previous three years and three clubs report a growth in the number of junior teams. Conversely, four clubs report a decline in senior teams and four clubs also report a decrease in junior teams. Therefore, overall, it appears that participation in cricket in North Hertfordshire has reduced slightly, this goes against national trend (which shows figures up by 11%).
- 2.127. The most common reason cited by clubs experiencing a reduction is lack of interest amongst people in younger age groups, particularly as it is felt that the sport is now being promoted less and less within schools. This also has a detrimental effect on senior cricket, as a smaller number of juniors making the step up results in teams folding when older aged players retire. A lack of willing coaches/volunteers is also a factor alluded to by clubs.

Table 2.6: Summary of teams by club

Club title	No. of teams		Membership trends over previous three years
	Seniors	Juniors	
Ashwell CC	2	3	Two men's and three junior boys' teams, it has remained static over the previous three years.
Baldock Town CC	4	-	Four men's teams. Its only junior boys' team folded last season, however, plans are in place to re-introduce this team in the coming years.
Barley CC	3	-	Three senior teams. It did not respond to consultation.
Bragbury CC	1	-	One men's team discovered during consultation with Weston CC. Club was not consulted.

NORTH HERTFORDSHIRE PLAYING PITCH ASSESSMENT

Club title	No. of teams		Membership trends over previous three years
	Seniors	Juniors	
Breachwood Green CC	1	-	One men's team. It did not respond to consultation.
Codicote CC	1	-	One men's team playing friendlies only. Previously had junior teams as well as an additional men's team. It is hoping to provide two men's and one junior team in the future, all competing in leagues.
Cokenach CC	3	4	Three men's and four junior boy's teams. It was not consulted as they are affiliated to Cambridgeshire Cricket Board
Graveley CC	2	-	Two men's teams - static over the last three years.
Hitchin CC	6	12	Five men's, one women's, nine junior boys' and three junior girls' teams. Team numbers have increased by one women's, two boys' and one girls' team over the previous three years. No plans are in place for further increases.
Ickleford CC	5	4	Five men's and four junior boys' teams. The number of men's teams has remained static over the previous three years, whilst the junior boys' teams have increased.
Kimpton CC	1	-	One men's team. This has been the case since the Club's formation and there are no plans for it to change.
Knebworth Blues CC	1	-	One men's team identified during consultation with Knebworth Park CC. This club was not consulted.
Knebworth Park CC	6	8	Six men's and eight junior boys' teams. The number of senior and junior teams has decreased recently due to a shortage of junior players coming through. It wishes to create at least one additional junior team in the future. Two men's teams are displaced.
Letchworth Garden City CC	5	9	Five men's and nine junior boy's teams; this is a decrease due to a reported lack of junior interest. Two men's and four junior teams are displaced. There are no plans to create more teams.
Lilley CC	1	-	One men's team – as has been the case for many years. It is, however, interested in creating a junior section.
Offley & Stopsley CC	1	-	One men's team. This has been the case for over three years and no plans are afoot for it to change.
Pirton CC	2	3	Two men's teams and three junior boys' teams. The number of men's' teams has reduced over the previous three years, whilst the junior teams have remained static. The Club wishes to increase the number of junior teams.
Preston CC	6	3	Six men's teams and three junior boys' teams. This has remained static over the previous three years. It wishes to increase the number of junior teams.
Reed CC	7	3	Seven men's teams and three junior boys' teams. This has been consistent over the last three years and there are no plans to change. Two men's teams are displaced.
Saracens CC	1	-	One men's team - consistent for the last three years. It only plays friendly matches. No plans to change.
Therfield & Kelshall CC	1	-	One men's team. It did not respond to consultation.

NORTH HERTFORDSHIRE PLAYING PITCH ASSESSMENT

Club title	No. of teams		Membership trends over previous three years
	Seniors	Juniors	
Weston CC	2	3	Two men's teams (static) and three junior boys' teams, two of which were created in the last three years. It hopes to create one more junior team in the future.
Whitwell CC	1	-	One men's team, which has been the case for over three years. No plans to change.
TOTAL	63	52	

Displaced demand

2.128. Displaced demand was recorded by three clubs across North Hertfordshire. In all, six senior and four junior teams are displaced.

Table 2.7: Summary of displaced demand by analysis area

Club	Displaced demand	Analysis area displaced from	Location used
Knebworth Park CC	Two senior teams	Hitchin & Southern Rural	Aston CC, Stevenage, SG2 7EJ
Letchworth Garden City CC	Two senior teams and four junior teams	Letchworth & Baldock District	Fairfield Park, Central Bedfordshire, SG5 4FP
Reed CC	Two senior teams	Royston	Freman College, Buntingford, SG9 9BT

2.129. All displaced teams play outside of North Hertfordshire due to a lack of spare capacity at their home ground. Despite this, all three clubs are happy with the current setup and therefore none report a desire for the teams to play within North Hertfordshire.

Informal use

2.130. North Hertfordshire District Council and Hertfordshire Cricket are unaware of any informal use. The only informal cricket noted occurs at Baldock Recreation Ground, which does not contain an official cricket wicket.

Latent demand

2.131. No latent demand was expressed during consultation, that is, no clubs report that teams are unable to play due to a lack of pitches.

2.132. Sport England's Segmentation Tool enables analysis of 'the percentage of adults that would like to participate in cricket but are not currently doing so'. It identifies latent demand of 508 people, 139 (27.4%) of which falls into the segment 'Tim – settling down males'.

Future demand

2.133. Future demand can be defined in two ways, through participation increases and by using population forecasts.

2.134. Team generation rates below are used as the basis for calculating the number of teams likely to be generated in the future based on population growth. Based on this, the number of cricket teams is expected to increase in the future by at least four men's teams and nine

NORTH HERTFORDSHIRE PLAYING PITCH ASSESSMENT

junior boy's teams, with increased demand also existing for women's and junior girl's cricket.

Table 2.8: Population forecasts

Age group	Current population within age group	Current no. of teams	Team Generation Rate	Future population within age group	Predicted future number of teams	Additional teams that may be generated from the increased population
Senior Men's (18-55)	32,132	48	669	35,143	52.5	4.5
Senior Women's (18-55)	32,469	1	32469	34,661	1.1	0.1
Junior Boys (7-17)	8,469	42	202	10,367	51.4	9.4
Junior Girls (7-17)	8,228	2	4114	10,145	2.5	0.5

2.135. Consultation also highlights that one club has plans to increase the number of senior teams and seven clubs have plans to increase the number of junior teams (as cited in table 3.6). Where quantified, this expressed demand amounts to one senior and eight junior teams.

2.136. All clubs believe that new teams can be accommodated on the current stock of pitches. The table below highlights the analysis areas in which the teams will be formed.

Table 2.9: Future demand

Analysis area	Future no. of teams	
	Senior	Junior
Hitchin & Southern Rural	1	5
Letchworth & Baldock District	-	3
Royston	-	-
North Hertfordshire	1	8

Women's and girls' cricket

2.137. Women's and girls' cricket is a national priority for the ECB and there is a target to establish two girls' and one women's team in every local authority over the next five years. As there are currently three girls' and one women's team playing in North Hertfordshire, this target has already been met, however, further growth is still possible. Hitchin CC is intent on further developing girls' teams, whilst Knebworth Park CC also noted an interest in creating a female section.

2.138. Hertfordshire Cricket (HC) also detail that women and girls is a priority for development within primary and secondary education. HC are currently working within four secondary and 10 primary schools.

Last Man Stands

2.139. Last Man Stands (LMS) was founded in 2005, in London. This social outdoor eight-a-side T20 cricket game is played midweek, lasts approximately two hours and can only be played on non-turf, as opposed to grass, wickets. All eight wickets are required to bowl a team out

NORTH HERTFORDSHIRE PLAYING PITCH ASSESSMENT

so when the seventh wicket falls, the 'Last Man Stands' on his own. This shorter format of the game has encouraged more people to participate in the sport and due to its increasing popularity.

2.140. LMS does not currently operate in North Hertfordshire and the district is not a particular target location at the present time. Cricket in the area is well structured and as such there appears to be little demand for informal cricket as organised cricket is readily available.

Peak time demand

2.141. An analysis of match play identifies that peak time demand for cricket pitches is Saturday for senior cricket. In total, 34 senior teams play on Saturdays, 22 play on Sundays and two play midweek.

2.142. All junior teams within North Hertfordshire play mid-week. Therefore, this is considered to be the peak time for junior cricket.

2.4: Capacity analysis

2.143. Capacity analysis for cricket is measured on a seasonal rather than weekly basis. This is due to playability (i.e., only one match is generally played per pitch per day at weekends or weekday evening). Wickets are rotated throughout the season to reduce wear and allow repair. Therefore, it is more accurate to assess capacity seasonally rather than weekly. The capacity of a pitch to accommodate matches is driven by the number and quality of wickets. This section presents the current pitch stock available for cricket. It illustrates the:

- ◀ Number of grass and artificial cricket wickets per pitch
- ◀ Number of competitive matches per season per pitch

2.144. To help calculate pitch capacity, the ECB suggests that a good quality wicket should be able to take:

- ◀ 5 matches per season per grass wicket (adults).
- ◀ 60 matches per season per synthetic wicket (adults).

This information is used to allocate capacity ratings as follows:

Potential capacity	Play is below the level the site could sustain
At capacity	Play matches the level the site can sustain
Overused	Play exceeds the level the site can sustain

NORTH HERTFORDSHIRE PLAYING PITCH ASSESSMENT

Table 2.10: Cricket pitch capacity

Site ID	Site name	Analysis area	Pitch quality	No. of wickets		Actual play (sessions/season) ⁹	Capacity (sessions/season)	Capacity rating	Comments
				Grass	Non-turf				
1	Ashwell Recreation Ground	Letchworth & Baldock and District	Standard	9	-	42	45	-3	Minimal spare capacity:three matches.
2	Avenue Park Sports	Letchworth & Baldock and District	Standard	9	-	34	45	-11	Spare capacity of 11 matches.
6	Barley Cricket Club	Royston	Standard	12	-	34	60	-26	Spare capacity of 26 matches.
7	Breachwood Green Recreation Ground	Hitchin & Southern Rural	Standard	7	-	10	35	-25	Spare capacity of 25 matches.
9	Codicote Sports & Social Club	Hitchin & Southern Rural	Good	10	-	15	50	-35	Spare capacity of 35 matches.
10	Cokenach Cricket Club	Royston	Standard	10	-	42	50	-4	Minimal spare capacity of four matches.
					1	18	60	-32	Non-turf wicket with spare capacity of 32 matches.
11	Fearnhill School	Letchworth & Baldock and District	Good	4	-	0	20	-20	Spare capacity discounted due to non-availability for community use.
13	Graveley Cricket Club	Hitchin & Southern Rural	Standard	8	-	25	40	-15	Spare capacity of 25 matches.
17	Hitchin Boys School Sports Centre	Hitchin & Southern Rural	Standard	6	-	28	30	-2	Minimal spare capacity of two matches.
20	Ickleford Sport & Recreation Club	Hitchin & Southern Rural	Good	10	-	36	50	-14	Spare capacity of 14 matches.
24	King George's Way Playing Field	Hitchin & Southern Rural	Poor	4	-	10	20	-10	Spare capacity of 10 matches.
25	Knebworth Park Cricket Club	Hitchin & Southern Rural	Standard	15	-	72	75	-3	Minimal spare capacity of three matches.
25	Knebworth Park Cricket Club	Hitchin & Southern Rural	Standard	10	-	48	50	-2	Minimal spare capacity of two matches.

⁹ To calculate pitch capacity at sites where clubs did not respond to consultation, the number of matches per season is based on an average taken from the league and division they play in.

NORTH HERTFORDSHIRE PLAYING PITCH ASSESSMENT

Site ID	Site name	Analysis area	Pitch quality	No. of wickets		Actual play (sessions/season) ⁹	Capacity (sessions/season)	Capacity rating	Comments
				Grass	Non-turf				
27	Knights Templar Sports Centre	Letchworth & Baldock and District	Good	-	1	0	60	-60	Standalone non-turf wicket available to the community but unused.
28	Letchworth Corner Sports Club	Letchworth & Baldock and District	Standard	14	-	45	70	-35	Spare capacity of 35 matches.
30	Lilley Recreation Ground	Hitchin & Southern Rural	Standard	10	-	12	50	-48	Spare capacity of 48 matches.
32	Lucas Lane Recreation Ground	Hitchin & Southern Rural	Standard Good	14	-	54	70	-16	Spare capacity of 16 matches.
32	Lucas Lane Recreation Ground	Hitchin & Southern Rural	Standard Good	7	-	30	35	-5	Minimal spare capacity of five matches. Used mostly by juniors.
					1	38	60	-22	Non-turf wicket with spare capacity of 22 matches.
33	Meridan School	Royston	Good	-	1	0	60	-60	Standalone non-turf wicket available to the community but unused.
34	Offley Sports & Social Club	Hitchin & Southern Rural	Standard	12	-	40	60	-20	Spare capacity of 20 matches.
					1	12	50	-38	Non turf wicket with spare capacity of 38 matches.
35	Parkfield Crescent Sports Ground	Hitchin & Southern Rural	Standard	12	-	15	60	-45	Spare capacity of 45 matches.
36	Pirton Recreation Ground	Hitchin & Southern Rural	Standard	7	-	24	35	-11	Spare capacity of 11 matches due to use of non-turf wicket.
					1	12	60	-48	Non turf wicket with spare capacity of 48 matches.
39	Preston Cricket Club	Hitchin & Southern Rural	Standard Good	12	-	42	60	-18	Spare capacity of 18 matches.
43	Reed Cricket Club	Royston	Standard Good	17	-	75	85	-10	Spare capacity of 10 matches.
56	The Greneway School	Royston	Standard	6	-	0	-30	-30	Spare capacity of 30 matches.
58	The Holwell Recreation Ground	Hitchin & Southern Rural	Standard	8	-	34	40	-6	Minimal spare capacity of six matches.
62	Therfield Recreation Ground	Royston	Standard	8	-	24	40	-16	Spare capacity of 16 matches.
65	Weston Cricket Club	Letchworth & Baldock and District	Standard	8	-	77	40	+37	Square is overplayed by 37 match sessions per season.

NORTH HERTFORDSHIRE PLAYING PITCH ASSESSMENT

Site ID	Site name	Analysis area	Pitch quality	No. of wickets		Actual play (sessions/season) ⁹	Capacity (sessions/season)	Capacity rating	Comments
				Grass	Non-turf				
9904	Kingshott School	Hitchin & Southern Rural	Good	8	-	-	40	-40	Spare capacity discounted due to non-availability for community use.
9904	Kingshott School	Hitchin & Southern Rural	Good	-	1	-	60	-60	Standalone non-turf wicket. Spare capacity discounted due to not being available for community use.
9904	Kingshott School	Hitchin & Southern Rural	Good	-	1	-	60	-60	Standalone non-turf wicket. Spare capacity discounted due to not being available for community use.

NORTH HERTFORDSHIRE ASSESSMENT REPORT

2.5: Supply and demand analysis

Spare capacity

- 2.145. The next step is to ascertain whether or not any identified 'potential capacity' can be deemed 'spare capacity'. There may, for example, be situations where, although a site is highlighted as potentially able to accommodate some additional play, this should not be recorded as spare capacity at the site. For example, it may be managed so as to regularly operate slightly below full capacity to ensure that it can cater for a number of programmed training sessions, or to protect the quality of the site.
- 2.146. 24 grass wicket squares show potential spare capacity in North Hertfordshire, totalling 410 match sessions per season. However, as noted, this may not represent actual space capacity, i.e. whether pitch capacity is available at the peak time.
- 2.147. As peak time for junior cricket is midweek, whereby matches can be played on a variety of days, spare capacity is considered to exist both currently and when taking into account future demand. This is especially true considering the use of non-turf wickets, as all such facilities show spare capacity.
- 2.148. The peak time for playing senior cricket is Saturday. The table below identifies whether any spare capacity is at peak time and can be deemed as 'actual spare capacity'.

Table 2.11: Summary of actual spare capacity

Site ID	Site name	Analysis area	Amount of spare capacity (matches)	Pitches available in peak period	Comments
1	Ashwell Recreation Ground	Letchworth & Baldock and District	-3	0.5	Actual spare capacity discounted due to minimal overall spare capacity.
2	Avenue Park Sports	Letchworth & Baldock and District	-11	0	No spare capacity during peak time.
6	Barley Cricket Club	Royston	-26	0	No spare capacity during peak time.
7	Breachwood Green Recreation Ground	Hitchin & Southern Rural	-25	1	Actual spare capacity during peak time.
9	Codicote Sports & Social Club	Hitchin & Southern Rural	-35	0.5	Actual spare capacity during peak time.
10	Cokenach Cricket Club	Royston	-4	1	Actual spare capacity discounted due to minimum overall spare capacity.
13	Graveley Cricket Club	Hitchin & Southern Rural	-15	0.5	Actual spare capacity during peak time.
17	Hitchin Boys School Sports Centre	Hitchin & Southern Rural	-2	1	Actual spare capacity discounted due to minimal overall spare capacity.

NORTH HERTFORDSHIRE ASSESSMENT REPORT

Site ID	Site name	Analysis area	Amount of spare capacity (matches)	Pitches available in peak period	Comments
20	Ickleford Sport & Recreation Club	Hitchin & Southern Rural	-14	0	No spare capacity during peak time.
24	King George's Way Playing Field	Hitchin & Southern Rural	-10	1	Actual spare capacity discounted due to poor quality.
25	Knebworth Park Cricket Club	Hitchin & Southern Rural	-3	0	No spare capacity during peak time.
25	Knebworth Park Cricket Club	Hitchin & Southern Rural	-2	0	No spare capacity during peak time.
28	Letchworth Corner Sports Club	Letchworth & Baldock and District	-35	0	No spare capacity during peak time.
30	Lilley Recreation Ground	Hitchin & Southern Rural	-48	1	Actual spare capacity during peak time.
32	Lucas Lane Recreation Ground	Hitchin & Southern Rural	-16	0	No spare capacity during peak time.
32	Lucas Lane Recreation Ground	Hitchin & Southern Rural	-5	0	No spare capacity during peak time.
34	Offley Sports & Social Club	Hitchin & Southern Rural	-20	1	Actual spare capacity during peak time.
35	Parkfield Crescent Sports Ground	Hitchin & Southern Rural	-45	1	Actual spare capacity during peak time.
36	Pirton Recreation Ground	Hitchin & Southern Rural	-11	1	Actual spare capacity during peak time.
39	Preston Cricket Club	Hitchin & Southern Rural	-18	0	No spare capacity during peak time.
43	Reed Cricket Club	Royston	-10	0	No spare capacity during peak time.
56	The Greneway School	Royston	-30	1	Actual spare capacity during peak time.
58	The Holwell Recreation Ground	Hitchin & Southern Rural	-6	0	No spare capacity during peak time.
62	Therfield Recreation Ground	Royston	-16	0.5	Actual spare capacity during peak time.

2.149. In total, actual spare capacity equating to 7.5 pitches is identified. The majority of this (six pitches) is located in the Hitchin & Southern Rural Analysis Area. The remaining actual spare capacity (1.5 pitches) is in the Royston Analysis Area, meaning no actual spare capacity exists in the Letchworth & Baldock and District Analysis Area.

NORTH HERTFORDSHIRE ASSESSMENT REPORT

Table 2.12: Actual spare capacity of grass wickets by analysis area

Analysis area	Actual spare capacity
Hitchin & Southern Rural	6
Letchworth & Baldock and District	-
Royston	1.5
North Hertfordshire	7.5

Overplay

- 2.150. One square is overplayed by 37 matches per season; this is Weston Cricket Club (Letchworth & Baldock and District). It is recommended that there is a reduction in play in order to ensure that there is no detrimental effect on quality over time.

2.6 Conclusions

- 2.151. Consideration must be given to the extent in which current provision can accommodate current and future demand.
- 2.152. The table below looks at available spare capacity at peak time for senior cricket (Saturdays) considered against over play and the future demand (four senior teams expressed through team generation rates and one team through club consultation). As two teams require one pitch to account for playing on a home and away basis, demand for 0.5 pitches can be seen where there is future demand for one team.
- 2.153. In order to quantify overplay an average square of ten wickets (50 match equivalent sessions) has been used. Overplay of current pitches equates to a total of 37 match sessions, suggesting that it could be accommodated on eight wickets.

Table 2.13: Capacity of cricket pitches

Analysis area	Actual spare capacity (grounds)	Demand (pitches)		
		Overplay	Future demand	Total
Hitchin & Southern Rural	6	-	0.5	-5.5
Letchworth & Baldock and District	-	0.7	-	+0.7
Royston	1.5	-	-	-0.5
North Hertfordshire	7.5	0.7	2.5	-6.3

- 2.154. There is overall spare capacity of cricket pitches within North Hertfordshire, however, there is a shortfall within the Letchworth & Baldock and District Analysis Area. This can be attributed solely to overplay at Weston Cricket Club and a lack of spare capacity on other squares.
- 2.155. Despite spare capacity being shown overall within North Hertfordshire, it is not realistic to aggregate this into a general oversupply. The landscape of cricket shows that the majority of squares are leased by clubs, meaning that it is not necessarily viable for a team to move from an overused site to one with spare capacity.

NORTH HERTFORDSHIRE ASSESSMENT REPORT

2.156. Therefore, cricket needs to be analysed on a site by site basis. To that end, the majority of cricket sites appear to be self-sufficient and have reasonable levels of spare capacity if required, although not always during peak time. The sites of real concern are those which are overplayed and those in which clubs require additional access to pitches outside of North Hertfordshire in order to protect their preferred square.

Likely nature of any actions

Preventing overplay

2.157. As noted above, Weston Cricket Club is overplayed by 37 matches per season. Alleviating this overplay would sustain and improve the current, standard quality, square. It is currently used by two senior and three junior teams from Weston CC as well as being rented by one senior team from Baldock Town CC and one senior team from Bragbury CC.

2.158. Removing the additional play from Baldock Town CC and Bragbury CC would reduce overplay by 18 matches, however, relocating those teams would be problematic as there are no pitches with actual spare capacity available during peak time within the Letchworth & Baldock and District Analysis Area. Relocating the teams would also result in Weston CC losing income from the rental agreements which are currently in place.

2.159. A better solution would be to transfer the junior teams from Weston CC onto non-turf wickets, which would reduce overplay by 34 matches. Knights Templar Sports Centre has a good quality standalone non-turf wicket that is available to the community and is currently unused, however, this may not be a viable option for Weston CC due to the costs associated with renting a secondary site. A better solution, therefore, would be to install a non-turf wicket at Weston Cricket Club.

Accommodating displaced demand

2.160. The following table highlights whether the current stock of cricket squares could accommodate displaced demand returning to North Hertfordshire. Although none of the teams displaced state a current desire to play within North Hertfordshire, there may come a time in the future when it is a favoured option.

Table 2.14: Capacity of cricket pitch including displaced demand

Analysis area	Demand (pitches)		
	Current total	Displaced demand	Total
Hitchin & Southern Rural	-5.1	1	-4.1
Letchworth & Baldock and District	+0.7	1	+1.7
Royston	-1.5	1	-0.5
North Hertfordshire	-3.3	3	-3.3

2.161. Whilst all demand can be accommodated within the Hitchin & Southern Rural and Royston analysis areas, the return of displaced demand would result in an increased in the Letchworth & Baldock and District Analysis Area.

NORTH HERTFORDSHIRE ASSESSMENT REPORT

Cricket summary

- ◀ There are 27 grass cricket squares in North Hertfordshire, 25 of which are available for community use.
- ◀ There are nine non-turf wicket pitches, of which five are standalone facilities.
- ◀ Nine pitches are of good quality and 15 are standard. One (King George's Way Playing Field, Whitwell) is poor.
- ◀ There are 23 clubs generating 55 senior and 48 junior teams.
- ◀ One club reports an increase in the number of senior teams run over the last three years and two report a growth in the number of junior teams.
- ◀ Four clubs report a decline in the number of senior teams and three have seen the number of junior teams decrease.
- ◀ Six clubs consider their ancillary provision to be poor (Knebworth Park CC is particularly interested in improving its changing facilities).
- ◀ Pitch ownership and management is generally considered secure, although Ickleford CC, Lilley CC and Reed CC have less than 10 years left on current lease agreements.
- ◀ Four clubs report demand for additional training facilities; all state a need for an artificial turf wicket, practice nets and/or a mobile net.
- ◀ Knebworth CC and Hitchin CC both have significant facility development applications with NHDC and Hertfordshire Cricket.
- ◀ Six senior and four junior teams from within three clubs are displaced. None report a desire for teams to return to play in North Hertfordshire.
- ◀ Population forecasts indicate potential future growth of at least four men's teams and nine junior boy's teams plus increased demand for women's and girls' cricket.
- ◀ North Hertfordshire District Council and Hertfordshire cricket are not aware of any informal use.
- ◀ 24 grass cricket squares show potential spare capacity amounting to 410 match sessions, however, only 7.5 pitches are available during peak time for senior cricket (Saturdays).
- ◀ There is overplay at one site (Weston Cricket Club) amounting to 37 matches.
- ◀ There is overall spare capacity of cricket pitches within North Hertfordshire although there is a shortfall within the Letchworth & Baldock and District Analysis Area. This shortfall is increased when factoring in displaced demand.
- ◀ Transfer of junior teams onto non-turf wickets would help reduce overplay at Weston Cricket Club. The best solution would be the installation of a non-turf wicket on site.

NORTH HERTFORDSHIRE ASSESSMENT REPORT

PART 2D: RUGBY UNION

2.1: Introduction

2.162. The Rugby Football Union (RFU) is the NGB responsible for grassroots and elite rugby in England. It is split into six areas across the country with a workforce team that covers development, coaching, governance and competitions. North Hertfordshire is located within the Eastern counties, which has a County Development Officer who covers the North Hertfordshire area and its associated clubs. The variety of programmes, which include 15-a-side, 10-a-side, 7-a-side, Tag and the O2 Touch programme, all aim to increase and maintain participation levels. In order to sustain and increase participation in the game, facilities need to be appropriate, affordable and accessible. The rugby union playing season operates from September to April.

Consultation

2.163. In addition to face to face consultation with Royston RUFC, an invitation to complete an electronic survey was sent to Hitchin RUFC, Letchworth RUFC, and Weston RUFC directly from KKP and subsequently completed. As such, an overall response rate of 100% was achieved and the RFU was also consulted to provide a strategic overview of rugby union within North Hertfordshire. The results from such consultation are used to inform key issues within this section of the report.

2.2: Supply

2.164. In total, there are twelve senior and eleven mini/midi grass rugby union pitches in North Hertfordshire located across nine sites. With the exception of Fearnhill School, Hitchin Boys School and Sports Centre and Kingshott School, all pitches are currently available for community use and used. Knights Templar Sports Centre is available for community use but this is not taken up.

2.165. For the purposes of this report, being available for community use refers to pitches in public, voluntary, private or commercial ownership or management (including education sites) that are recorded as being available for use/hire by teams/clubs.

2.166. Please note that the audit only identifies dedicated, line marked pitches.

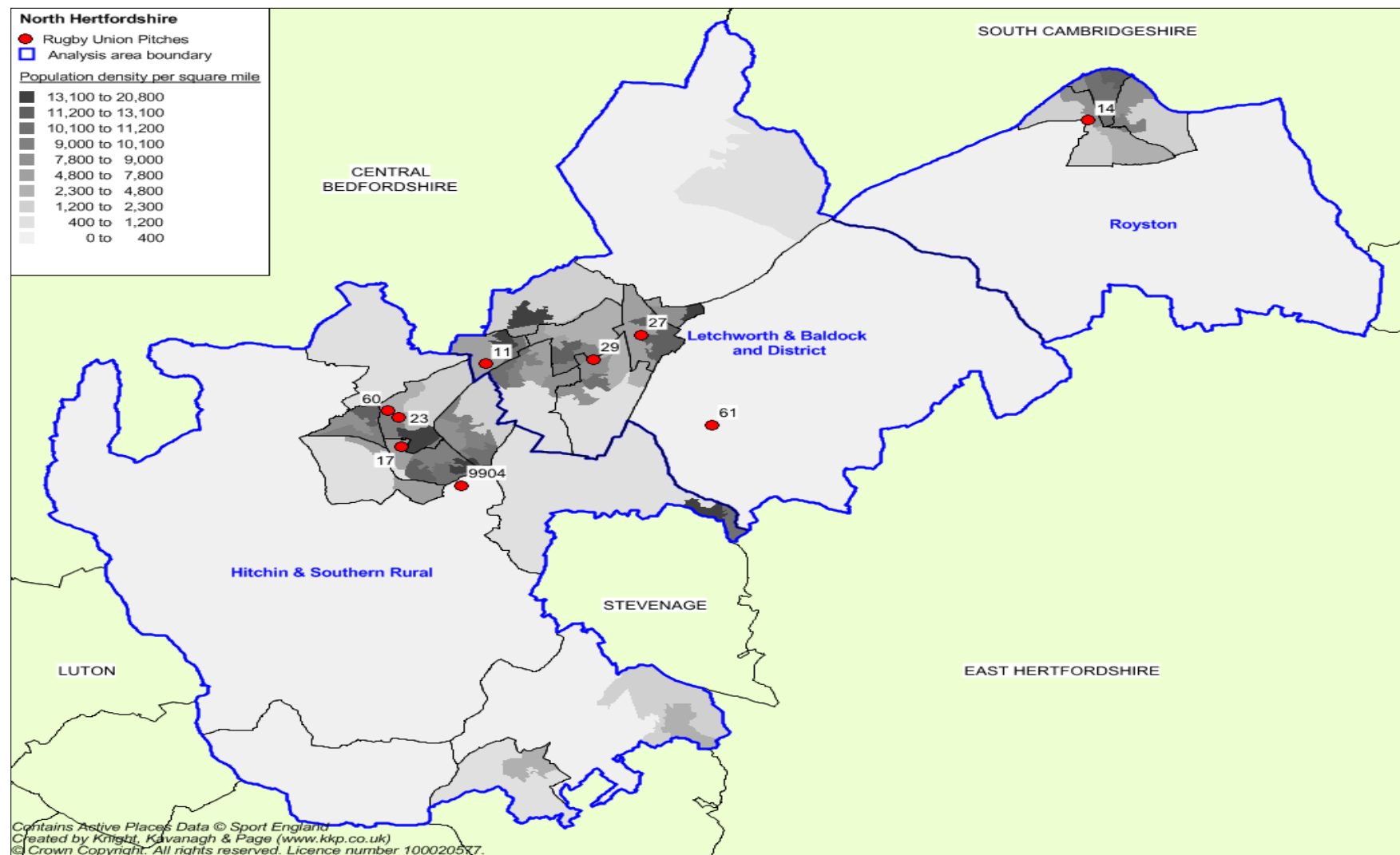
2.167. Rugby union pitch dimension sizes are available in the RFU 'Grass Pitches for Rugby' guidance at:
http://www.rfu.com/managingrugby/clubdevelopment/facilitiesandequipment/~/_media/files/2009/facilitiesandequipment/facilities%20guidance%20note%202.ashx

Accessibility

2.168. Club consultation suggests that the majority of players at all four clubs travel between two and five miles to play at their respective clubs.

NORTH HERTFORDSHIRE ASSESSMENT REPORT

Figure 2.1: Location of rugby pitches in North Hertfordshire



NORTH HERTFORDSHIRE ASSESSMENT REPORT

Table 2.1: Key to map

Site ID	Site name	Analysis area	Community use?	No. of pitches
11	Fearnhill School	Letchworth & Baldock & District	No	1
14	Heath Sports Centre	Royston	Yes	2
17	Hitchin Boys School Sports Centre	Hitchin & Southern Rural	No	3
23	King George V Playing Fields	Hitchin & Southern Rural	Yes	6
27	Knights Templar Sports Centre	Letchworth & Baldock & District	Yes- unused	2
29	Letchworth Garden City RUFC	Letchworth & Baldock & District	Yes	4
60	The Priory School	Hitchin & Southern Rural	Yes	1
61	The Recreation Ground	Letchworth & Baldock & District	Yes	1
9904	Kingshott School	Hitchin & Southern Rural	No	3

Ownership/management

- 2.169. Letchworth RUFC currently leases its playing pitches (one of which is floodlit) from Letchworth Garden City Heritage Foundation (LGCHF); this arrangement is in place until 2036. All teams play and train at Letchworth Garden City RUFC (Site ID: 29) at a cost of £6,500 to the club for the annual maintenance programme. Pitches are maintained by the Club.
- 2.170. Hitchin RUFC has a 99 year lease for the King George V Playing Fields which was agreed with the Council in December 2014. It has a head groundsman who maintains the pitches, and the RFU has made significant investment to raise pitch quality at this venue.
- 2.171. Royston RUFC currently hires pitches at the Heath Sports Centre (Site ID: 14) on an annual basis. Pitches are maintained by the sports centre.
- 2.172. Weston RUFC currently leases Recreation Ground (Site ID: 61) from NHDC as an open ended lease with currently no fixed term, the annual fee is for maintenance by the Club is £1,000.

Pitch quality

- 2.173. The methodology for assessing rugby pitch quality looks at two key elements; the maintenance programme and the level of drainage on each pitch. An overall quality score based on both drainage and maintenance can then be generated. The agreed rating for each pitch type also represents actions required to improve pitch quality. A breakdown of actions required based on the ratings can be seen below:

Table 2.2: Definition of maintenance categories

Category	Definition
M0	Action is significant improvements to maintenance programme
M1	Action is minor improvements to maintenance programme
M2	Action is no improvements to maintenance programme

NORTH HERTFORDSHIRE ASSESSMENT REPORT

Table 2.3: Definition of drainage categories

Category	Definition
D0	Action is pipe drainage system is needed on pitch
D1	Action is pipe drainage is needed on pitch
D2	Action is slit drainage is needed on pitch
D3	No action is needed on pitch drainage

Table 2.4: Quality ratings based on maintenance and drainage scores:

		Maintenance		
		Poor (M0)	Adequate (M1)	Good (M2)
Drainage	Natural Inadequate (D0)	Poor	Poor	Standard
	Natural Adequate (D1)	Poor	Standard	Good
	Pipe Drained (D2)	Standard	Standard	Good
	Pipe and Slit Drained (D3)	Standard	Good	Good

- 2.174. Of the 23 pitches in North Hertfordshire, with the exception of those at King George V Playing Fields (standard), The Priory School (good) and the Heath Sports Centre (good) all were assessed as poor.
- 2.175. Letchworth RUFC stated that the quality of pitches is a key issue and that it has had to cope with substantial pitch waterlogging in previous years. The RFU has invested in one of the pitches at the Club via a maintenance programme and floodlights in 2009. In 2013, the Club was in receipt of further RFU pitch improvement funding.
- 2.176. The Heath Sports Centre pitches were assessed as M1 / D3 (Good) - good quality pitches, Royston RUFC confirmed that they are of good quality and that it has no drainage or maintenance issues.
- 2.177. The Priory School has extensive links with Hitchin RUFC, the pitches were assessed as M1 / D1 (standard) with a good drainage system at the School and a good maintenance programme which is managed by the School.

Table 2.5: Pitch assessments following site visits

		Maintenance		
		Poor (M0)	Standard (M1)	Good (M2)
Drainage	Natural Inadequate (D0)	1	1	-
	Natural Adequate (D1)	2	4	-
	Pipe Drained (D2)	-	-	-
	Pipe and Slit Drained (D3)	-	1	-

- 2.178. In addition to the assessments completed by KKP, the RFU have completed a number of visits to the Clubs to assess the pitches and provide guidance to the Clubs in relation to improvements. These can take place on annual basis and form part of the support offered to clubs.

NORTH HERTFORDSHIRE ASSESSMENT REPORT

2.179. A visit to Hitchin RUFC two years ago by the RFU's head groundsman discovered the pitches to be in a poor state. Recommendations regarding maintenance were put forward to the Club and the pitches have since recovered and played much better. The training area which was once the worst area at the Club is now the most improved area across the whole site. Despite this, both pitches were still showing a lot of wear last season, with grass coverage sparse.

2.180. A similar assessment at Royston RUFC discovered good grass coverage, however, there was presence of weeds on the 1st team pitch. The 2nd team pitch was assessed as better quality, although the presence of grass cuttings was noted as a negative.

An assessment of Letchworth Garden City RFC reported a lack of grass coverage and surface that was too firm underfoot.

2.181. Ancillary facilities

2.182. Letchworth RUFC has been in receipt of RFU social spaces capital investment in preparation for the Rugby World Cup 2015. This has improved the indoor changing and community areas within the club.

2.183. Hitchin RUFC and the RFU have developed a four phased facility investment development programme for the Club; the aim, by 2026, is to have invested over £1 million worth of capital into six new changing rooms, floodlights and pitch improvements.

2.184. Royston RUFC is unable to utilise changing facilities at the Heath Sports Centre and thus uses a separate modular building. It would, ideally, have access to a purpose built facility.

2.3: Demand

2.185. Demand for rugby pitches in North Hertfordshire tends to fall within the categories of organised competitive play and organised training.

Competitive play

2.186. There are 81 competitive rugby union teams within North Hertfordshire. A breakdown of the number of teams within each club is shown below.

2.187. Despite Hitchin RUFC having 44 junior teams for the purpose of this report the teams have been converted using the adult equivalent (1:20). The report shows that there are 6 junior / mini teams.

Table 2.6 Summary of demand by analysis area

Club	Analysis area	No. of rugby union teams		
		Senior	Juniors	Mini
Letchworth RUFC	Letchworth & Baldock and District	4	7	6
Hitchin RUFC	Hitchin & Southern Rural	5	12	6
Royston RUFC	Royston	2	4	8
Weston RUFC	Letchworth & Baldock and District	1	0	0
Total		12	23	46

NORTH HERTFORDSHIRE ASSESSMENT REPORT

Training

- 2.188. Letchworth RUFC reports that all training takes place at its dedicated floodlit training pitch at Letchworth Garden City. This is on Tuesday through to Thursdays for all teams.
- 2.189. Royston RUFC training takes place at the Heath Sports Centre on the training pitch. It also utilises Sports Centre fitness facilities for additional training.
- 2.190. Weston RUFC utilises both pitches at The Recreation Ground for training and competitive play. No additional training need was expressed as a requirement for the club.

Unmet demand

- 2.191. Unmet demand is existing demand that is unable to gain access to pitches. It is usually expressed, for example, where a team is training but is unable to access a match pitch or where a league has a waiting list due to a lack of pitch provision, which in turn is hindering growth. No specific unmet demand is identified by any of the four clubs within North Hertfordshire. That said, both Hitchin RUFC and Letchworth RUFC suggest that, in their view, clubs are at capacity (based on the current number of pitches available). Royston RFC express that their main challenge is that there are no permanent floodlights which hinders their winter training.

Future demand

- 2.192. Consultation suggests that some clubs are keen to increase the number of teams they run. Royston RUFC is hoping to grow its membership by one adult team however the lack of changing facilities at the Heath Sports Centre is reported to be preventing this, hence the Club's desire to obtain a new permanent facility. Letchworth RUFC and Weston RUFC have no plans to grow the number of teams in the immediate future. Hitchin RUFC express that they would like to grow by one adult and four junior teams.
- 2.193. Hertfordshire rugby union development also aims to grow the number of girls and women playing the game by an increase of three girls' teams.
- 2.194. In addition, however, team generation rates can also be used as the basis for calculating the number of teams likely to be generated in the future based on population growth.

Table 2.7: Team generation rates

Age group	Current population within age group	Current no. of teams	Team Generation Rate	Future population within age group	Predicted future number of teams	Additional teams that may be generated from the increased population
Senior Men (19-45)	21,839	13	1680	23,941	14.3	1.3
Senior Women (19-45)	22,141	0	0	23,128	0.0	0.0
Junior Boys (13-18)	4,645	18	258	5,680	22.0	4.0
Junior Girls (13-18)	4,583	2	2292	5,608	2.4	0.4
Mini rugby mixed (7-12)	8,965	20	448	10,981	24.5	4.5

NORTH HERTFORDSHIRE ASSESSMENT REPORT

2.195. Population growth (by 2037) in North Hertfordshire is expected to create an additional, one adult team, four junior teams and ten mini teams. This would equate to an additional 2 match equivalent sessions per week.

2.4: Capacity analysis

2.196. The capacity of pitches to regularly provide for competitive play, training and other activity over a season is most often determined by quality. At minimum, the quality and therefore the capacity of a pitch affects the playing experience and people's enjoyment of playing rugby. In extreme circumstances it can result in pitches becoming unable to cater for all or certain types of play during peak and off peak times.

2.197. To enable an accurate supply and demand assessment of rugby pitches, the following assumptions are applied to site by site analysis:

- ◀ All sites used for competitive rugby matches (regardless of whether this is secured community use) are included on the supply side.
- ◀ All competitive play is on senior sized pitches (with the exception of where mini pitches are provided).
- ◀ From U13 upwards, teams play 15-a-side rugby and use a full pitch.
- ◀ Mini teams (U7-12) play across half one adult team i.e. two teams per senior pitch.
- ◀ For senior and junior teams the current level of play per week is set at 0.5 for each match played based on all teams operating on a traditional home and away basis (assumes half of matches will be played 'away').
- ◀ For mini teams, play per week is set at 0.25 for each match played based on all teams operating on a traditional home and away basis and playing across half one adult team.
- ◀ All male adult club rugby takes place on a Saturday afternoon.
- ◀ All U13-18 rugby takes place on a Sunday morning.
- ◀ Training that takes place on club pitches is reflected by addition of team equivalents.
- ◀ Team equivalents have been calculated on the basis that 30 players (two teams) train on the pitch for 90 minutes (team equivalent of one) per night.

2.198. As a guide, the RFU has set a standard number of matches that each pitch should be able to accommodate. Capacity is based upon a basic assessment of the drainage system and maintenance programme ascertained through a combination of the quality assessment and the club survey as follows:

		Maintenance		
		Poor (M0)	Standard (M1)	Good (M2)
Drainage	Natural Inadequate (D0)	0.5	1.5	2
	Natural Adequate (D1)	1.5	2	3
	Pipe Drained (D2)	1.75	2.5	3.25
	Pipe and Slit Drained (D3)	2	3	3.5

2.199. This guide should only be used as very general measure of potential pitch capacity and does not account for specific circumstances at time of use and assumes average rainfall and an appropriate end of season rest and renovation programme.

2.200. Figures are based upon a pipe drained system at 5m centres that has been installed in the last eight years and a slit drained system at 1m centres completed in the last 5 years.

NORTH HERTFORDSHIRE ASSESSMENT REPORT

The peak period

- 2.201. In order to fully establish actual spare capacity, the peak period needs to be established. Peak time for senior rugby union matches in North Hertfordshire is Saturday afternoons with all junior and mini rugby taking place on Sundays. Nevertheless, as all junior and mini rugby in North Hertfordshire takes place on senior pitches, the peak time for requirement of senior pitches is Sundays.

NORTH HERTFORDSHIRE ASSESSMENT REPORT

Table 2.8: Rugby union quality and capacity summary for sites available for community use

Site ID	Site Name	Security of Tenure	Analysis Area	Pitch type	Agreed Quality Rating	No. of pitches	Floodlit	Match equivalent sessions ¹⁰ (per week)	Pitch capacity (sessions per week)	Capacity rating	Comments
11	Fearnhill School	Un-secured	Letchworth & Baldock and District	Mini	M0 / D1 Poor	1	No	0.5	1.5	-1	Community use of indoor facilities managed by Stevenage Leisure Limited, however no use of pitches by the community.
14	Heath Sports Centre	Secured	Royston	Senior	M1 / D3 Good	1	No	3	3	0	Pitch one used by senior teams for training and match play.
				Senior		1	No	2	3	-1	Pitches used by junior and mini teams for training and match play.
17	Hitchin Boys School Sports Centre	Secured	Hitchin & Southern Rural	Mini	M0 / D1 Poor	2	No	2	0	0	Pitches not available for community use due to level of use by the School for PE lessons and afterschool sports.
17	Hitchin Boys School Sports Centre	Secured	Hitchin & Southern Rural	Senior	M0 / D1 Poor	1	No	1	0	0	
23	King George V Playing Fields	Secured	Hitchin & Southern Rural	Mini	M1 / D2 Standard	3	No	5.5	2.5	3.5	Three mini pitches used by Hitchin RUFC for training and matches.
				Senior		3	Yes	2.5	2.5	0	Three senior pitches used by Hitchin RUFC five adult teams. Also used by North Herts Crusaders RLFC for matches, however, as this is a new arrangement the impact of this use on pitch quality is unclear.

¹⁰ All junior/mini play takes place on adult pitches and this has been added to calculate the total play on sites. Team equivalents for training sessions have also been added.

NORTH HERTFORDSHIRE ASSESSMENT REPORT

Site ID	Site Name	Security of Tenure	Analysis Area	Pitch type	Agreed Quality Rating	No. of pitches	Floodlit	Match equivalent sessions ¹⁰ (per week)	Pitch capacity (sessions per week)	Capacity rating	Comments
27	Knights Templar Sports Centre	Secured	Letchworth & Baldock and District	Mini	M0 / D1 Poor	2	No	0.5	3	-2.5	Pitches available but not used by the community.
29	Letchworth Garden City RUFC	Secured	Letchworth & Baldock and District	Senior	M0 / D1 Poor	4	No (one is for training)	14.5	6	8.5	There are four senior pitches one of these being floodlit. All pitches are used Tuesday through to Thursday for training and at weekends for match play.
60	The Priory School	Un-secured	Hitchin & Southern Rural	Senior	M0 / D1 Poor	1	No	0.5	1.5	-1	No competitive play takes place however pitches are utilised by Hitchin RUFC for training.
61	The Recreation Ground	Secured	Letchworth & Baldock and District	Senior	M1 / D1 Poor	1	No	0.5	2	-1.5	Home ground for Weston RUFC for training and matches.
9904	Kingshott School	Un-secured	Hitchin & Southern Rural	Mini	M0 / D1 Poor	3	No	0.5	4.5	-4	Independent School with no community use of pitches.

NORTH HERTFORDSHIRE PLAYING PITCH ASSESSMENT

2.5 Supply and demand analysis

Spare capacity

2.202. The next step is to ascertain whether or not any identified 'potential capacity' can be deemed 'actual capacity'. There may be situations where, although a site is highlighted as potentially able to accommodate some additional play, this should not be recorded as spare capacity against the site. For example, it may be managed to regularly operate slightly below full capacity to ensure that it can cater for a number of regular friendly matches and activities that take place but are difficult to quantify on a weekly basis.

2.203. The following pitches are showing spare capacity:

Table 2.9: Spare capacity summary

Site Name	Pitch type	Agreed Quality Rating	Floodlit	Match equivalent sessions ¹¹ (per week)	Pitch capacity (sessions per week)	Capacity rating
Fearnhill School	Senior	M0 / D1 Poor	No	0.5	1.5	-1
King George V Playing Fields	Mini	M1 / D2 Standard	No	3	7.5	-4.5
Knights Templar Sports Centre	Mini	M0 / D1 Poor	No	0.5	3	-2.5
The Priory School	Senior	M0 / D1 Poor	No	0.5	1.5	-1
The Recreation Ground	Senior	M1 / D1 Poor	No	0.5	2	-1.5
Kingshott School	Mini	M0 / D1 Poor	No	0.5	4.5	-4

2.204. Most notable spare capacity is at the education sites; Fearnhill, The Priory, Kingshott and Knights Templar (a dual use facility.) Other than the Priory all of the education sites are not available for community use with the exception off Knights Templar where pitches are available but are not used.

2.205. The mini pitches at the King George V Playing Fields, which are used by Hitchin RUFC mini and junior teams, are showing spare capacity of 4.5 match equivalent sessions per week as they are maintained to a standard quality by the groundsman and have reportedly improved in recent years.

Overplay

2.206. Two sites are currently overplayed. Both are home to clubs; King George V Playing Fields (Hitchin RUFC) (3.5 match sessions) and Letchworth Garden City RUFC (8.5 match sessions). The main reason for this is training on match pitches. Clubs are reluctant to hire

¹¹ All junior/mini play takes place on adult pitches and this has been added to calculate the total play on sites.

NORTH HERTFORDSHIRE PLAYING PITCH ASSESSMENT

secondary pitches for training due to the additional costs involved and instead look to develop their own grounds in order to accommodate demand.

Table 2.10: Overplay summary

Site Name	Pitch type	Agreed Quality Rating	Floodlit	Match equivalent sessions ¹² (per week)	Pitch capacity (sessions per week)	Capacity rating
King George V Playing Fields	Mini	M1 / D2	No	5.5	2.5	3.5
Letchworth Garden City RUFC	Senior	M0 / D1	No	14.5	6	8.5

Likely nature of any actions

Preventing overplay

- 2.207. As highlighted earlier in this report, one main reason for overplay is training. Increasing floodlighting, i.e. installing floodlights on additional pitches, would help to alleviate some of the over play on the training pitches. However, due to the quality of the remaining pitches, and the extent of the over play, pitch improvements would also need to be made in order to ensure that pitches were able to take more play if additional floodlighting was installed.
- 2.208. There is evidence to suggest the need for alternative training venues of which a site with a World Rugby compliant pitch would offer the greatest benefits as clubs continue to grow. It could be used for training purposes during the week and offer additional match sessions if demand increases as it is expected to and with current pitches already at capacity.

Rugby union summary

- ◆ There are four rugby clubs based within North Hertfordshire.
- ◆ There are 12 senior and 11 mini/midi grass pitches in North Hertfordshire located at nine sites.
- ◆ Of the 23, all bar King George V Playing Fields (standard), The Priory School (good) and the Heath Sports Centre) good were assessed as poor.
- ◆ All clubs have a lease or annual agreement with the Council or Letchworth Garden City.
- ◆ Hitchin RUFC have recently received funding for the development of six new changing rooms from Sport England Improvement fund and an RFU Loan. Royston RUFC have also received funding for a modular build.
- ◆ All but Weston RUFC have received floodlight improvement funding to aid training.
- ◆ Hitchin RUFC is based at King George V playing Fields, Weston at the Recreation Ground, Letchworth at Letchworth Garden City and Royston at the Heath Sports Centre.
- ◆ There are 81 competitive rugby union teams within North Hertfordshire Population growth (by 2037) is expected to create demand for one additional adult team, four junior teams and ten mini teams; equating to 2 match equivalent sessions per week
- ◆ Peak time for senior rugby union pitches in North Hertfordshire is Sunday mornings.
- ◆ Two sites are currently overplayed: King George V Playing Fields (Hitchin RUFC) (3.5 match sessions) and Letchworth Garden City RUFC (8.5 match sessions).
- ◆ There is evidence to suggest a need for better training venues which could be sourced through investment into current pitches.

¹² All junior/mini play takes place on adult pitches and this has been added to calculate the total play on sites.

NORTH HERTFORDSHIRE PLAYING PITCH ASSESSMENT

PART 2E: HOCKEY

2.1: Introduction

- 2.209. Hockey in England is governed by England Hockey (EH) and is administered locally by the Hertfordshire Hockey Association.
- 2.210. Competitive league hockey matches can only be played on sand based, sand dressed or water based artificial grass pitches (AGPs). Although competitive play cannot take place on third generation turf (3G) pitches, 40mm pitches may be suitable, in some instances, for beginner training and are preferred to grass or tarmac surfaces. For adults, a full size pitch for competitive matches must measure 100 x 60 yards. A hockey pitch can accommodate a maximum of four matches on the peak day (Saturdays) provided that it is floodlit.

Club consultation

- 2.211. There are three clubs within North Hertfordshire; Blueharts Hockey Club, Letchworth Hockey Club and Royston Hockey Club. As all clubs completed an online survey, a response rate of 100% was achieved.

2.2: Supply

- 2.212. There are two full size (sand based/dressed) AGPs in North Hertfordshire; Hitchin Boys School Sports Centre and Letchworth Corner Sports Club. They are located in the Hitchin & Southern Rural and Letchworth & Baldock and District analysis areas respectively, meaning the Royston Analysis Area is without provision.

Table 2.1: Sand AGPs by location

Site	Size (yards)	Floodlit?	Analysis area
Hitchin Boys School Sports Centre	105x65	Yes	Hitchin & Southern Rural
Letchworth Corner Sports Club	110x70	Yes	Letchworth & Baldock and District

- 2.213. Additionally, there are two smaller facilities that, although not big enough for competitive matches, could potentially be used for hockey training. These are located at Hitchin Sports Centre and Kingshott School, however, of these only Hitchin Sports Centre is available to the community.

Future supply

- 2.214. Planning permission has been gained for a new sand based AGP at Royston Heath, which, if it goes ahead, will become the home of Royston Hockey Club.
- 2.215. A planning application has been submitted by Hitchin Town Cricket Ground Ltd for the creation of a hockey suitable full size AGP at Lucas Lane Recreation Ground. The application proposes that the pitch is provided on land currently marked out with football pitches (previously marked out with grass hockey pitches) and will therefore involve replacing the provision elsewhere within Hitchin (Walsworth Common). Additional pitches will also be marked out on the cricket outfields at Lucas Lane Recreation Ground.
- 2.216. Both proposed developments are supported in full by England Hockey.

NORTH HERTFORDSHIRE PLAYING PITCH ASSESSMENT

Quality

- 2.217. An AGP carpet usually lasts for approximately 10 years (dependent upon levels of use). Hitchin Boys School Sports Centre was resurfaced in 2014, thus improving the quality to a useable level after receiving complaints from the East Hockey Umpires Association. The overall quality of the pitch was assessed as good in the non-technical assessment conducted for this report.
- 2.218. Similarly, Letchworth Corner Sports Club was assessed as good quality after also being resurfaced in 2014.
- 2.219. Ancillary provision is accessible at both facilities and is considered adequate.

2.3: Demand

- 2.220. As noted above, three hockey clubs are located in North Hertfordshire; Blueharts Hockey Club, Letchworth Hockey Club and Royston Hockey Club.

Blueharts Hockey Club

- 2.221. It consists of six men's, four ladies, five junior boys' and five junior girls' teams, all of which play at Hitchin Boys School Sports Centre. The Club, however, does not use the ancillary facilities at the Sports Centre due to its ties to the Lucas Lane Recreation Ground, dating back to when the Club used grass pitches at the site. Should the above mentioned proposal for a new AGP at Lucas Lane Recreation Ground go ahead, it will relocate teams away from Hitchin Boys School Sports Centre so that it can operate with a co-located pitch and clubhouse.
- 2.222. When the grass pitches at Lucas Lane Recreation Ground were used, income from usage of the clubhouse helped sustain the club. This money is now allocated to hiring Hitchin Boys School Sports Centre; a set up that is no longer seen as financially viable due to worsening quality at Lucas Lane Recreation Ground and fewer people using the clubhouse. Without an AGP at Lucas Lane Recreation Ground, the only other option is to use the ancillary facilities at Hitchin Boys School Sports Centre, although this would entail meeting additional costs. It is also feared that Hitchin Cricket Club would not be able to sustain the Lucas Lane Recreation Ground without revenue from Blueharts Hockey Club, particularly during winter months.

Letchworth Hockey Club

- 2.223. It fields seven men's (including two veteran teams), five ladies and four junior teams, all of which use Letchworth Corner Sports Club. A lack of local coaching courses allowing coaches to gain/improve qualifications was highlighted as the clubs main issue during consultation.

Royston Hockey Club

- 2.224. It has four men's, four ladies, two junior boys' and two junior girls' teams. All adult teams within the Club are displaced from North Hertfordshire due to a lack of available and suitable AGPs. This results in matches and training taking place at Ernulf School in St Neots, located approximately 20 miles from the Royston Analysis Area - where the Club considers home.

NORTH HERTFORDSHIRE PLAYING PITCH ASSESSMENT

2.225. A lack of suitable pitches also results in the junior teams within the Club using Meridian School for training purposes. The AGP has a 3G surface and therefore should not be used for hockey, meaning the teams are unable to play competitive matches.

2.226. As mentioned above, a new sand based AGP at Royston Heath will become the home of the Club and all its teams should the proposal go ahead, therefore bringing an end to the displaced demand.

Latent demand

2.227. Royston Hockey Club expresses latent demand for one men's, one ladies and one junior team. That is to say, if there were more time slots available on AGPs, it would be able to field more teams. Similarly, Blueharts Hockey Club expresses latent demand for one ladies team.

Future demand

2.228. All clubs have increased the number of teams over the previous three years and this growth is expected to continue in the future.

2.229. Discounting expressed latent demand (which is considered to be included in future demand), Royston Hockey Club has plans to increase by one men's, one junior boys' and two junior girls' teams.

2.230. Blueharts Hockey Club also expresses a desire to increase the number of teams beyond latent demand, but states that its plans cannot be quantified until there is an increase in pitch provision.

2.231. Letchworth Hockey Club reports no plans to increase the number of teams.

2.232. Team generation rates are used below as the basis for calculating whether the number of teams is likely to increase in the future based on population growth. An increasing population is likely to result in a growth of teams in each category.

Table 2.2: Team generation rates

Age group	Current population within age group	Current no. of teams	Team Generation Rate	Future population within age group	Predicted future number of teams	Additional teams that may be generated from the increased population
Senior Mens (16-45)	24,210	16	1513	26,767	17.7	1.7
Senior Womens (16-45)	24,453	14	1747	25,914	14.8	0.8
Junior Boys (11-15)	3,749	12	312	4,751	15.2	3.2
Junior Girls (11-15)	3,726	7	532	4,756	8.9	1.9

NORTH HERTFORDSHIRE PLAYING PITCH ASSESSMENT

5.4 Supply and demand analysis

- 2.233. Based on 35 adult teams (including quantified displaced, latent and future demand) from North Hertfordshire requiring a pitch at peak time (Saturday) there is a requirement for five (rounded up from 4.375) full sized, floodlit, hockey pitches based on teams playing home and away (and based on a floodlit AGP being able to accommodate a maximum of four matches on a Saturday).
- 2.234. Currently, two pitches are suitable to accommodate hockey, suggesting that there is a shortfall of three AGPs to accommodate all demand. The potential new AGPs (subject to successful planning applications) at Royston Heath and Lucas Lane Recreation Ground will reduce this shortfall to one (0.375) AGP.

Likely nature of any actions

Creation of a new AGP at Lucas Lane Recreation Ground

- 2.235. Going ahead with the proposed new AGP at Lucas Lane Recreation Ground will help satisfy all current and future demand from Blueharts Hockey Club, as well as helping the club financially and ensuring its long term stability. As this would result in the Club no longer using Hitchin Boys School Sports Centre, however, replacement use must be sought in order to sustain the existing AGPs profitability.
- 2.236. One option would be to replace Blueharts Hockey Club with Royston Hockey Club in order to bring all displaced demand back to North Hertfordshire. This would not, however, fully satisfy Royston Hockey Club, as the Sports Centre is still approximately 15 miles away from the clubs preferred home in the Royston Analysis Area.

Creation of a new AGP at Royston Heath

- 2.237. Creating a new AGP in the Royston Analysis Area would ensure that all displaced demand from Royston Hockey Club returns to North Hertfordshire and that all junior teams train on an appropriate playing surface. This will be the case should plans for a new AGP at Royston Heath go ahead.
- 2.238. A new AGP at Lucas Lane Recreation Ground and at Royston Heath would result in there being four hockey suitable AGPs across North Hertfordshire, leaving a shortfall of just 0.375 AGPs.

Hockey summary

- ◀ There are two full sized sand based AGPs in North Hertfordshire; at Hitchin Boys School Sports Centre and Letchworth Corner Sports Club.
- ◀ Both AGPs were assessed as good quality after being resurfaced in 2014.
- ◀ Plans are in place for two potential new sand based AGPs; one at Royston Heath and one at Lucas Lane Recreation Ground.
- ◀ There are three hockey clubs in the District area.
- ◀ Blueharts HC has six men's, six ladies, five junior boys' and five junior girls' teams. It uses Hitchin Boys School Sports Centre but intend to relocate to a potential new AGP at Lucas Lane Recreation Ground.
- ◀ Letchworth HC has seven men's, five ladies and four junior teams and uses Letchworth Corner Sports Club

NORTH HERTFORDSHIRE PLAYING PITCH ASSESSMENT

- ◀ Royston HC has four men's, four ladies, two junior boys' and two junior girls' teams. Its adult teams are displaced due to lack of access to a suitable AGP. Its junior teams play on an unsuitable 3G (not recommended for hockey use) surface at Meridian School and, as a result, do not play competitive matches.
- ◀ Latent demand amounting to one men's, two ladies and one junior team is expressed by Blueharts HC and Royston HC.
- ◀ Future demand from Royston HC totals one men's, one junior boys' and two junior girl's teams.
- ◀ Blueharts HC would like to increase the number of teams run in future but cannot quantify this at present.
- ◀ Based on 35 adult teams there is a requirement for five full sized AGPs. There are currently two, suggesting a shortfall of three AGPs.
- ◀ New AGPs at Lucas Lane Recreation Ground and at Royston Heath would help reduce shortfalls, whilst also safeguarding the future of Blueharts HC and returning displaced demand from Royston HC.

NORTH HERTFORDSHIRE PLAYING PITCH ASSESSMENT

PART 3A: TENNIS

3.1 Introduction

- 3.1. The Lawn Tennis Association (LTA) is the organisation responsible for the governance of tennis in England. Hertfordshire LTA administers the sport in North Hertfordshire.

Consultation

- 3.2. There are ten tennis clubs in North Hertfordshire. Those listed below completed the survey:

- ◀ Hitchin Boys School Lawn Tennis Club
- ◀ Wymondley Tennis Club
- ◀ Hitchin Lawn Tennis Club
- ◀ Letchworth Sports and Tennis Club
- ◀ Ashwell Tennis Club
- ◀ Pirton Tennis Club
- ◀ St Pauls Walden Tennis Club

- 3.3. The following were located as part of the assessment report but did not complete the survey.

- ◀ Kimpton Tennis Club
- ◀ Codicote Tennis Club
- ◀ Royston Tennis Club

- 3.4. Consultation was also undertaken with the LTA which stated that North Hertfordshire is not currently a priority area for it. Although some clubs have received capital investment this was over five years ago and any future development programmes, capital investment or support to develop park courts would require the development of a tennis programme for the district.

3.2 Supply

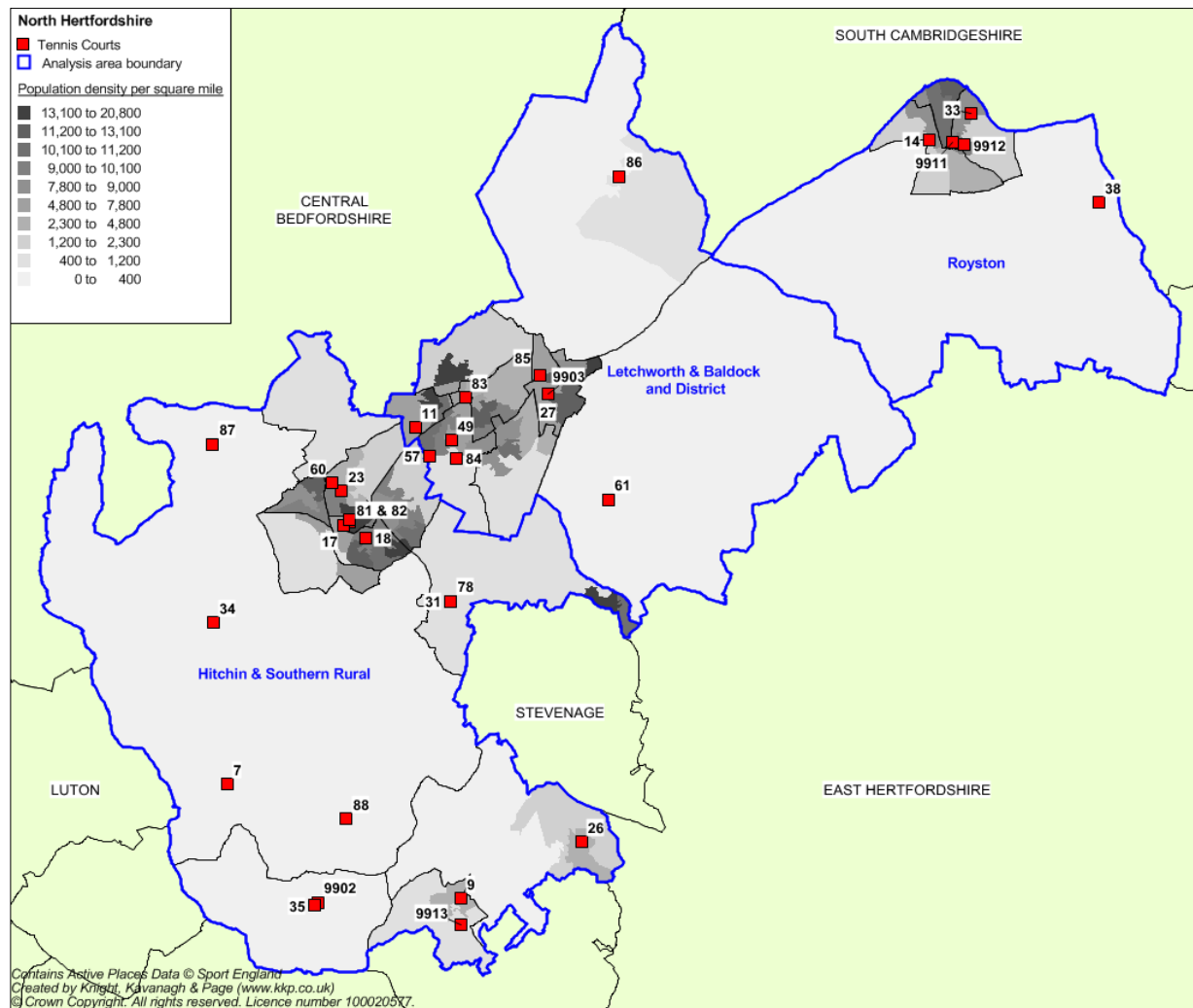
- 3.5. North Hertfordshire has a supply of 114 tennis courts across 48 sites - as follows;

- ◀ 32 are managed by clubs.
- ◀ 36 are managed by NHDC
- ◀ 46 are located on education sites.

- 3.6. The majority of courts are macadam surfaces (93), although there are also 25 tarmac courts that are also used for netball and five artificial grass tennis courts and three polymeric (rubberised multisport surfacing).

NORTH HERTFORDSHIRE PLAYING PITCH ASSESSMENT

Figure 3.1: Location of tennis courts



NORTH HERTFORDSHIRE PLAYING PITCH ASSESSMENT

Table 3.1: Summary of tennis courts in North Hertfordshire

Map Ref	Site Name	Analysis Area	No. of courts	Surface	Ownership/ Management	Flood-lights	Community use	Quality
86	Ashwell Tennis Club	Letchworth & Baldock & District	2	Macadam	Club	No	Yes	Standard
85	Avenue Park	Letchworth & Baldock & District	2	Macadam	Council	Yes	Yes	Standard
82	Bancroft Park	Hitchin & Southern Rural	4	Macadam	Council	No	No	Poor
9903	Brandles School	Letchworth & Baldock & District	2	Tarmac	Education	Yes	No	Poor
7	Breachwood Green Rec. Ground	Hitchin & Southern Rural	1	Macadam	Council	Yes	Yes	Good
7	Breachwood Green Rec. Ground	Hitchin & Southern Rural	1	Artificial turf	Council	No	Yes	Standard
7	Breachwood Green Rec. Ground	Hitchin & Southern Rural	1	Macadam	Council	No	Yes	Standard
9	Codicote Sports and Social Club	Hitchin & Southern Rural	3	Macadam	Club	Yes	Yes	Good
9913	Cowards Lane, Codicote	Hitchin & Southern Rural	1	Macadam	Council	No	Yes	Poor
11	Fearnhill School	Letchworth & Baldock & District	4	Tarmac	Education	No	No	Standard
14	Heath Sports Centre	Royston	6	Macadam	Club	Yes	Yes	Good
17	Hitchin Boys School Sports Centre	Hitchin & Southern Rural	3	Macadam	Education	No	Yes	Good
17	Hitchin Boys School Sports Centre	Hitchin & Southern Rural	2	Macadam	Education	Yes	Yes	Good
18	Hitchin Girls' School	Hitchin & Southern Rural	4	Macadam	Education	No	No	Good
18	Hitchin Girls' School	Hitchin & Southern Rural	4	Tarmac	Education	No	No	Poor

NORTH HERTFORDSHIRE PLAYING PITCH ASSESSMENT

Map Ref	Site Name	Analysis Area	No. of courts	Surface	Ownership/ Management	Flood-lights	Community use	Quality
81	Hitchin Lawn Tennis Club	Hitchin & Southern Rural	3	Macadam	Club	Yes	Yes	Good
9902	Kimpton Tennis Club	Hitchin & Southern Rural	*3	Macadam	Club	Yes	Yes	Good
23	King George V Playing Fields	Hitchin & Southern Rural	1	Macadam	Council	Yes	Yes	Standard
26	Knebworth Recreation Ground (Knebworth tennis club)	Hitchin & Southern Rural	4	Macadam	Council	Yes	Yes	Standard
27	Knights Templar Sports Centre	Letchworth & Baldock & District	4	Tarmac	Education	No	Yes	Standard
84	Letchworth Sports & Tennis Club	Letchworth & Baldock & District	1	Macadam	Club	Yes	Yes	Good
84	Letchworth Sports & Tennis Club	Letchworth & Baldock & District	3	Polymeric	Club	Yes	Yes	Standard
84	Letchworth Sports & Tennis Club	Letchworth & Baldock & District	4	Artificial turf	Club	Yes	Yes	Good
31	Little Wymondley Playing Field	Hitchin & Southern Rural	2	Macadam	Council	No	Yes	Standard
33	Meridian School	Royston	3	Macadam	Education	No	Yes	Good
33	Meridian School	Royston	3	Tarmac (Netball courts marked)	Education	No	Yes	Standard
83	Norton Common	Letchworth & Baldock & District	5	Macadam	Council	Yes	Yes	Standard
83	Norton Common	Letchworth & Baldock & District	2	Macadam	Council	Yes	Yes	Standard
34	Offley Sports and Social Club	Letchworth & Baldock & District	2	Macadam	Club	No	Yes	Poor
35	Parkfield Crescent Sports	Hitchin & Southern Rural	3	Macadam	Council	Yes	Yes	Standard

NORTH HERTFORDSHIRE PLAYING PITCH ASSESSMENT

Map Ref	Site Name	Analysis Area	No. of courts	Surface	Ownership/ Management	Flood-lights	Community use	Quality
	Ground, Kimpton							
87	Pirton Tennis Club	Hitchin & Southern Rural	2	Macadam	Club	Yes	Yes	Standard
87	Pirton Tennis Club	Hitchin & Southern Rural	2	Macadam	Club	Yes	Yes	Good
38	Plaistow Recreation Field, Barley	Royston	2	Macadam	Council	No	Yes	Standard
9911	Priory Gardens	Royston	1	Macadam	Council	Yes	Yes	Standard
9911	Priory Gardens	Royston	1	Macadam (MUGA)	Council	Yes	Yes	Standard
49	St Francis College	Letchworth & Baldock & District	5	Macadam	Education	No	No	Good
88	St Pauls Walden Tennis Club, Whitwell	Hitchin & Southern Rural	1	Macadam	Club	Yes	Yes	Standard
88	St Pauls Walden Tennis Club, Whitwell	Hitchin & Southern Rural	2	Macadam	Club	No	Yes	Poor
9912	Studlands Rise, Royston	Royston	1	Macadam	Council	No	Yes	Standard
57	The Highfield School	Letchworth & Baldock & District	3	Tarmac	Education	No	No	Poor
60	The Priory School	Hitchin & Southern Rural	5	Tarmac	Education	No	No	Standard
61	The Recreation Ground, Weston	Letchworth & Baldock & District	2	Macadam	Council	No	Yes	Standard
78	Wymondley Tennis Club	Hitchin & Southern Rural	2	Macadam	Club	No	Yes	Standard

NORTH HERTFORDSHIRE PLAYING PITCH ASSESSMENT

Quality

- 3.7. Quality assessments were carried out for tennis courts based on a non-technical form designed to look at aspects such as surface quality, floodlights, nets and line marking. A percentage score was then converted into a three tier rating of good, standard or poor.
- 3.8. Of the 114 tennis courts identified in the audit, all were assessed as follows, table 6.1 highlights this by court.
- 3.9. In general, the court quality in North Hertfordshire is considered adequate to meet the needs of current and future demand. Focus should be placed on improving courts rated below average and poor, particularly those located at council sites.

Table 3.2: Summary of pitch quality assessments (all courts)

Good	Standard	Poor
40	56	18

Availability

- 3.10. All NHDC managed tennis courts operate as a self-service allowing access 24 hours a day. Where floodlights exist courts allow play up until 10pm.

3.3 Demand

- 3.11. There are nine private tennis Clubs in North Hertfordshire.

Private clubs in North Hertfordshire

Club name	Analysis area	Current number of adult members	Current number of junior members	Membership in recent years	Would the club like to grow
HBS Lawn Tennis Club	Hitchin & Southern Rural	8	100	Grown	Yes
Wymondley Tennis Club	Hitchin & Southern Rural	36	12	Static	Yes
Hitchin Lawn Tennis Club	Hitchin & Southern Rural	Unknown	Unknown	Unknown	Unknown
Letchworth Sports and Tennis Club	Letchworth & Baldock and District	Unknown	Unknown	Unknown	Unknown
Ashwell Tennis Club	Ashwell Tennis Club	170	40	Grown	No
Pirton Tennis Club	Hitchin & Southern Rural	58	35	Grown	Yes
St Pauls Walden Tennis Club	Hitchin & Southern Rural	55	28	Decreased	No
Kimpton Tennis Club	Hitchin & Southern Rural	Unknown	Unknown	Unknown	Unknown
Codicote Tennis Club	Hitchin & Southern Rural	Unknown	Unknown	Unknown	Unknown

NORTH HERTFORDSHIRE PLAYING PITCH ASSESSMENT

Club name	Analysis area	Current number of adult members	Current number of junior members	Membership in recent years	Would the club like to grow
Royston Tennis Club	Royston	Unknown	Unknown	Unknown	Unknown

- 3.12. HBS Lawn Tennis Club is located at the tennis centre at Hitchin Boys School and is open throughout the season, with members from U8's through to Vets. It provides both a membership and a pay and play service. During the season coaching sessions are offered with a number of summer schools also available. It was founded in 2008 and the centre itself was jointly funded by the Hitchin Boys School, Sport England, and the National Lottery. Floodlights were installed and funded by the LTA. The club is managed by "uPlay Sports Management" supported by the Club's committee
- 3.13. Wymondley Tennis Club membership has remained static in recent years; however there are plans for a potential 300 new homes in the Hitchin and Southern Rural analysis area as part of the Local Plan Preferred Options. Additionally the courts are not floodlit which also adds to the challenges it faces with regard to growing its membership as it is unable to increase its opening hours. Club membership allows members two sessions a week, as well as offering them the opportunity to play in a number of in-house annual competitions. Courts are reserved for club sessions on: Thursday evenings from 18.00-22.00 (from April to September) and Sunday afternoons from 14.00 – 18.00 (throughout the year).
- 3.14. Ashwell Tennis Club is located in the Letchworth & Baldock and District analysis area. It states that it is unable to grow as its courts are not floodlit, there is no clubhouse or changing facilities; these factors are thought to deter new members. However it has also stated that it does not, at present, wish to grow its membership. Use of the courts is based upon membership only; this also allows members' access to adult and junior coaching sessions.
- 3.15. Pirton Tennis Club is located in the Hitchin & Southern Rural analysis area. It has seen significant increases in membership over recent years. It wishes to resurface its courts, and build a small clubhouse to increase capacity and attract new members. Courts are for members only between 08.00 – 18.00 Monday to Friday and 09.00 – 12.00 on Saturdays.
- 3.16. St Pauls Walden Tennis Club has seen membership decrease particularly in juniors. The current average age of its membership is reportedly 60. It would like to resurface and put floodlights on its two remaining courts to increase play for training and matches. It also offers tennis coaching for young and old, beginner and improver and organised club sessions and plenty of free court time.
- 3.17. Letchworth Sports and Tennis Club is a multi-sports club offering tennis, squash, health and fitness and badminton. It has over 1,000 members and offers tennis camps for adults and young people, school tennis coaching and competitive tennis. Its courts have received LTA capital investment in recent years. The Club, which is an LTA East Regional priority club, has aims to grow its membership and build two new floodlit courts, as well as a seasonal air-hall.
- 3.18. Current peak play time varies in North Hertfordshire dependant on the league the Clubs play in. Table 3.3 illustrates the leagues and the day matches take place.

NORTH HERTFORDSHIRE PLAYING PITCH ASSESSMENT

Table 3.3: Leagues that Clubs play in

League	Playing day
Datchworth Summer and Autumn league	Monday
Herts League	Saturday (men) Sunday (women)
Hot Rackets	Sunday
Orchard Ladies	Saturday

Informal tennis

- 3.19. All park courts located across North Hertfordshire are open daily during daylight hours to members of the public free of charge. The Council is unable to quantify the volume of play as they are 'self-service' and no data is recorded.
- 3.20. Following events such as Wimbledon and the London Olympic Games, demand is likely to increase for recreational play and play. Although the LTA reports that it is hard to measure casual use as some courts are available for free, it is assumed that courts are generally busy throughout the summer months.
- 3.21. Further research conducted by the LTA suggests that many more people would play tennis if they knew where courts, particularly council courts, were located. The LTA believes that better promotion would not only increase demand for courts, but also generic participation.

Latent demand

- 3.22. No clubs within North Hertfordshire report any latent demand and all clubs confirm that the number of courts available is adequate to meet the needs of members.
- 3.23. Sport England's Segmentation Tool enables analysis of 'the percentage of adults that would like to participate in tennis but are not currently doing so'. It identifies latent demand of 3,744 people. Just over 11% of the population that would like to participate in tennis is the segment 'Leanne - supportive singles'. Of the 3,744 people, 1,953 (52.2%) are females.

Future demand

- 3.24. The current supply of tennis courts is deemed adequate to accommodate current and future population growth. The LTA express that there is no demand for additional courts, focus should instead be placed on improving and retaining the current supply. The focus for NHDC would be to develop the courts and create a tennis development plan in partnership with the LTA, clubs, and parks and open spaces.

Tennis summary

- ◀ There are 114 tennis courts in North Hertfordshire across 48 sites
- ◀ 51 courts are managed by clubs
- ◀ The standard of tennis courts is generally high: 40 courts are classed as good, with 56 standard and 18 poor.
- ◀ There are ten tennis clubs in North Hertfordshire.
- ◀ Peak time play varies from midweek to weekends depending on the leagues in which teams play.
- ◀ No clubs within North Hertfordshire report any latent demand and all clubs confirm that the

NORTH HERTFORDSHIRE PLAYING PITCH ASSESSMENT

number of courts available is adequate to meet the needs of members.

- ◀ Letchworth Sports and Tennis Club is an LTA East Regional priority club, has aims to grow its membership and build two new floodlit courts, as well as a seasonal air-hall.
- ◀ In general, the court quality in North Hertfordshire is considered adequate to meet the needs of current and future demand. Focus should be placed on improving courts rated below average and poor, particularly those located at council sites.
- ◀ Development interest at the LTA in North Hertfordshire is limited although some clubs have received capital investment.
- ◀ Of the clubs that completed the survey there is a general desire to grow membership.
- ◀ In order to capitalise on the good facilities and the aspirations of the clubs to increase participation North Hertfordshire could develop a Tennis Development Plan in partnership with the LTA.

NORTH HERTFORDSHIRE PLAYING PITCH ASSESSMENT

PART 3B: ATHLETICS

3.1: Introduction

- 3.25. As a Governing Body, UK Athletics is responsible for developing and implementing the rules and regulations of the sport, including everything from anti-doping, health and safety, facilities and welfare, to training and education for coaches and officials and permitting and licensing. Locally the Eastern Area is governed through England Athletics via a team consisting of an area manager and coach/club support officers. Clubs compete in leagues and travel to various venues across the region and country to perform.

Club consultation

- 3.26. Within North Hertfordshire there are three road running clubs; Hitchin Running Club, North Herts Road Runners and Royston Runners and Athletics Club (track and field). A further club, Stevenage and North Hertfordshire Athletics Club is based in Stevenage however supplies demand from North Hertfordshire, hence its name.

- 3.27. Consultation took place with England Athletics; whom stated the following;

- ◀ No new athletics tracks are planned to be constructed; any new tracks across the country will need to have a robust business plan.
- ◀ The new design concept of “compact athletics facilities” could be an option instead of the development of new tracks.
- ◀ Retention of current athletics track stock is a priority.
- ◀ The focus for England Athletics is new participation programmes; such as park run.
- ◀ A funding agreement is in place with NHDC to create more Run England groups.
- ◀ A main priority is to create trim trails around pitches or open spaces with 3-2-1 routes added to help all new running groups at Run England and affiliated clubs.
- ◀ Workforce development is a priority to increase the number of new coaches and volunteers.
- ◀ Educational development programmes.

- 3.28. In relation to clubs within North Hertfordshire, England Athletics stated that;

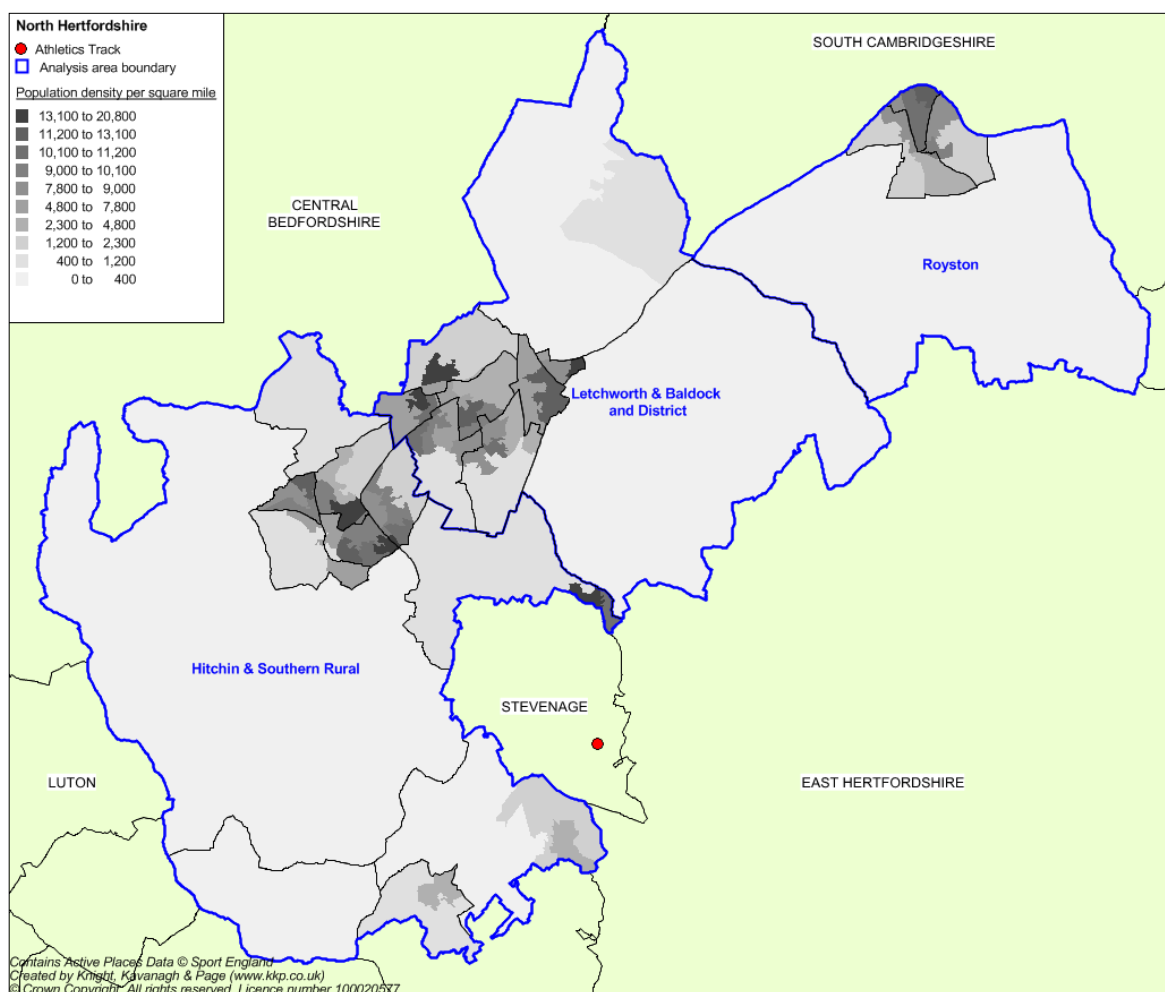
- ◀ Stevenage and North Hertfordshire Athletics Club are primarily located in the borough of Stevenage; however take its membership from North Hertfordshire, Hertford, Royston and Stevenage.
- ◀ The running clubs do not require any track facilities.
- ◀ Hitchin Running Club are not affiliated to England Athletics.

3.2: Supply

- 3.29. There are no tracks in North Hertfordshire, however there is a track located on the border in Stevenage, at Ridlins Wood.

NORTH HERTFORDSHIRE PLAYING PITCH ASSESSMENT

Figure 3.1: Location of athletics track



Ownership/management

- 3.30. The athletics track was built in 1994 and is managed in house by Stevenage Borough Council and considered by Sport England as a strategic facility because it serves an area much wider than Stevenage itself. Up to February 2013 the track was certified as A, but was then downgraded to B as some site improvements were required to bring it back to the A certification. It is understood that these have now been completed and recertification is awaited.

3.3 Demand

Stevenage and North Hertfordshire Athletics Club

- 3.31. The Stevenage and North Hertfordshire Athletics Club is the home club for Ridlins Wood which it uses between 3 and 6 times a week. The club currently has around 340 members of all age groups, with around 40% of members coming from Stevenage. The club also draws members from the surrounding areas including Hitchin, Letchworth, Baldock and Royston. Most members will drive up to 30 minutes to reach the track, although the minis (primary age) this tends to be up to about 20 minutes. There is a school- club link established with Nobel School, Stevenage.

NORTH HERTFORDSHIRE PLAYING PITCH ASSESSMENT

- 3.32. The club's membership has increased over the past 5 years and the club expects this growth to continue. The club has a formal development plan and facility aspirations include: an outdoor gym, electronic timing, purpose built clubhouse and fitness area, and additional storage particularly for the disability equipment. The club feel that these facilities would help to retain the older young people who have more intensive training needs. The proposals have yet to be formalised or confirmed for viability.
- 3.33. The club feels that additional car parking and toilet facilities would also be of benefit when the site is used for competition.
- 3.34. A significant issue for the club is the need to have proof of the long term commitment of Stevenage Borough Council to the athletics track facility, for them to unlock external funding. This lack of formal commitment has effectively barred the club from any applications for significant amounts of external grant aid towards the ancillary facilities it desires on site. The larger the grant aid sought, the longer the term any site needs to have guaranteed community use. This can be for up to 20 years for the larger capital grants.

Displaced demand

- 3.35. Stevenage and North Hertfordshire Athletics Club do not have a track in North Hertfordshire and therefore must train and compete out of the district.

Informal demand

- 3.36. England Athletics has expressed potential growth within North Hertfordshire within its recreational programmes such as the Urban Green Line programme which has been identified as a priority as part of the potential facility mix within the District. These initiatives are managed by Run England which is the official England Athletics recreational running project which aims to get the whole nation running. The role of Run England includes:
- ◀ Enabling people to join registered groups.
 - ◀ Enabling people to join Run England, a completely free membership, and gain the benefits of being part of the Run England community.
 - ◀ Supporting affiliated running clubs and other partners in the provision of running groups for an increasing range of people.
 - ◀ Training more and more people to qualify as running group leaders through the Leadership in Running Fitness qualification.
 - ◀ Signposting people to their local Run England 3-2-1 routes that have been created by local providers.
- 3.37. This is dedicated lamppost marked running/walking routes across an area from 1km through to 5km.
- 3.38. There are nine Run England groups within North Hertfordshire

3.4: Supply and demand analysis

- 3.39. The assessment and analysis of the needs for Stevenage in relation to athletics suggests that the priorities are to retain and improve the existing Ridlins Wood Stadium and to support the Stevenage and North Hertfordshire Athletics Club in its aspirations in relation to the ancillary facilities at the track, including improvements to the clubhouse, storage and gym/fitness facilities.

NORTH HERTFORDSHIRE PLAYING PITCH ASSESSMENT

Athletics summary

- ◀ There are no tracks in North Hertfordshire, however there is a track located on the border in Stevenage at Ridlins Wood
- ◀ There is one track and field club that takes its members from North Hertfordshire - Stevenage and North Hertfordshire Athletics Club. The club's membership has increased over the past 5 years and the club expects this growth to continue.
- ◀ There are three road running clubs; Hitchin Running club, North Herts road runners and Royston runners.
- ◀ England Athletics state; No new athletics tracks are planned to be constructed; any new tracks across the country will need to have a robust business plan. A funding agreement is in place with NHDC to create more Run England groups and 3-2-1 routes.
- ◀ There are nine Run England groups within North Hertfordshire
- ◀ The Ridlins Wood athletics track was built in 1994 and is managed in house by Stevenage Borough Council and considered by Sport England as a strategic facility.
- ◀ The assessment and analysis of the needs for Stevenage in relation to athletics suggests that the priorities are to retain and improve the existing Ridlins Wood Stadium.

NORTH HERTFORDSHIRE PLAYING PITCH ASSESSMENT

PART 3C: BOWLS

3.1: Introduction

- 3.40. All bowling greens in North Hertfordshire are flat greens. Bowls England is the NGB for flat green bowls with overall responsibility for ensuring effective governance of the sport. The outdoor bowling season runs from May to September.

Consultation

- 3.41. 15 clubs are identified as using bowling greens in North Hertfordshire. Of these, the following 12 (80%) replied to an online survey:

- ◀ Baldock Town Bowls Club
- ◀ Hitchin Town Bowls Club
- ◀ Howard Gardens Bowls Club
- ◀ Knebworth Bowls Club
- ◀ Letchworth Garden City Bowls Club
- ◀ North Herts Bowls Club
- ◀ Norton Bowls Club
- ◀ Riverain Bowls Club
- ◀ Royston Bowls Club
- ◀ St. Ippolyts Bowls Club
- ◀ Whitethorn Bowls Club
- ◀ Willian Bowls Club

- 3.42. The unresponsive clubs were Holwell Bowls Club, Letchworth Garden City Conservatives Bowls Club and Roebuck Bowls Club.

3.2: Supply

- 3.43. There are 13 flat green bowling greens in North Hertfordshire at 13 sites.

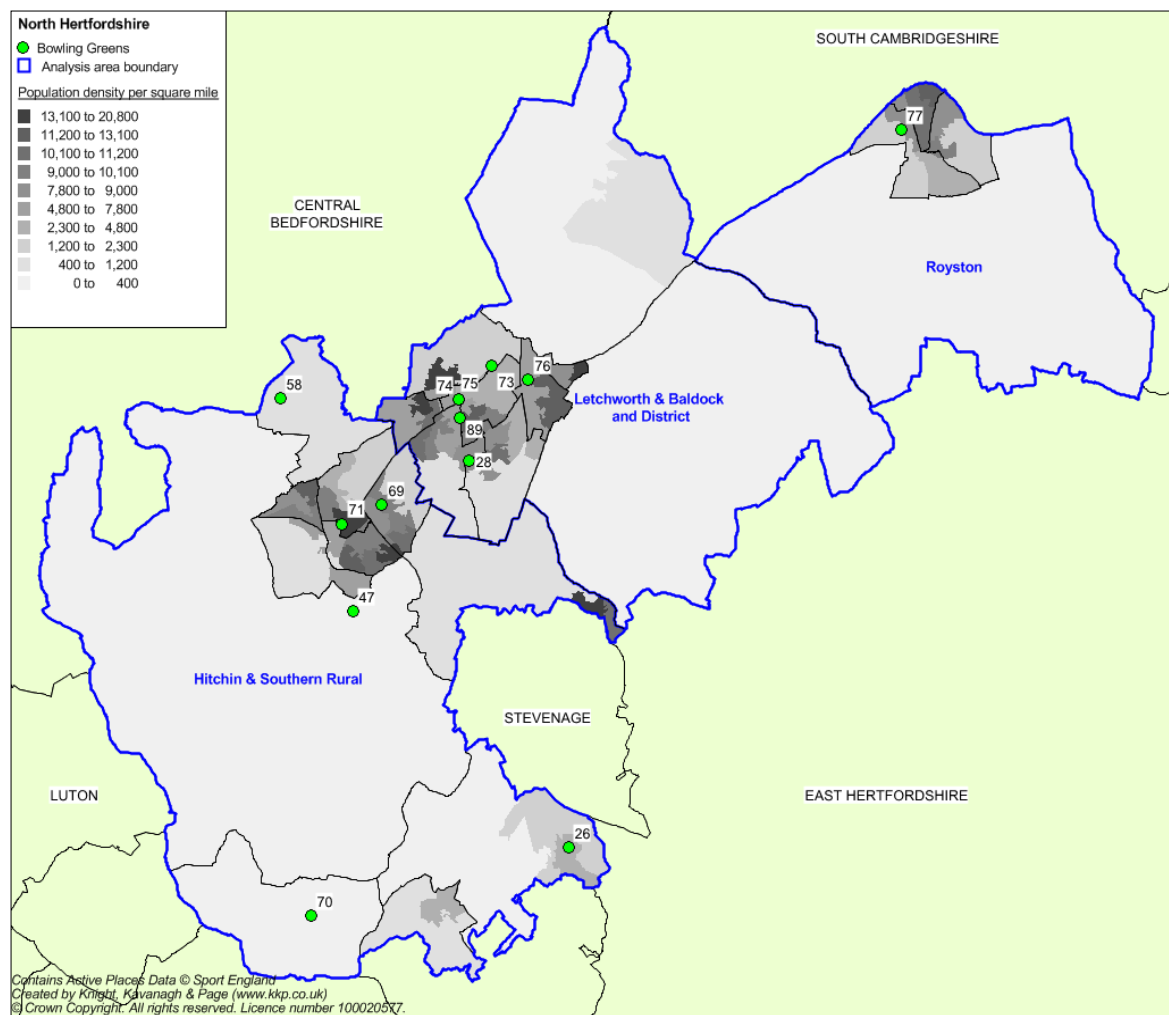
Table 3.1: Summary of the number of greens by analysis area

Analysis area	Number of greens
Hitchin & Southern Rural	6
Letchworth & Baldock and District	6
Royston	1
North Hertfordshire	13

- 3.44. In addition, there is an indoor bowling facility at Riverain Bowls Club, Hitchin that meets some demand, particularly during winter months. For the purpose of this report, however, this facility is not included.

NORTH HERTFORDSHIRE PLAYING PITCH ASSESSMENT

Figure 3.1: Distribution of bowling greens



NORTH HERTFORDSHIRE PLAYING PITCH ASSESSMENT

Table 3.2: Key to map

Site ID	Site	Analysis area	Greens	Quality
26	Knebworth Recreation Ground	Hitchin & Southern Rural	1	Good
28	Letchworth Corner Sports Club	Letchworth & Baldock & District	1	Good
47	St Ippolyts Recreation Ground	Hitchin & Southern Rural	1	Good
58	The Holwell Recreation Ground	Hitchin & Southern Rural	1	Good
69	Riverain Bowls Club	Hitchin & Southern Rural	1	Good
70	Kimpton Bowling Club	Hitchin & Southern Rural	1	Standard
71	Bancroft Gardens	Hitchin & Southern Rural	1	Good
73	Norton Bowling Club	Letchworth & Baldock and District	1	Good
74	Letchworth Garden City Bowls Club	Letchworth & Baldock and District	1	Good
75	Willian Bowls Club	Letchworth & Baldock and District	1	Good
76	Baldock Town Bowls Club	Letchworth & Baldock and District	1	Good
77	Royston Bowling Club	Royston	1	Good
89	Howard Garden	Letchworth & Baldock and District	1	Standard

Disused

- 3.45. The lower bowling green at Bancroft Gardens is no longer in use as there are proposals for the regeneration of the site that would result in the permanent loss of the green.

Quality

- 3.46. Of the bowling greens, 10 are assessed as good quality and two (Kimpton Bowling Club and Howard Garden) are assessed as standard. None are deemed to be poor. Of clubs responding to consultation, five assess the overall quality of their home green to be good quality whilst the remaining seven assess it as standard.
- 3.47. One club reports that the quality of its home green has got 'much better' since the previous season, whilst four report that quality has got 'slightly better'. The remainder report 'no difference', with the exception of Hitchin Town Bowls Club, which reports that Bancroft Gardens has become 'much poorer' due to poor maintenance and bad drainage. Issues relating to green quality reported during consultation can be seen in the table below.

Table 3.3: Issues relating to bowling greens as reported by clubs

Club	Green used	Comments
Baldock Town Bowls Club	Baldock Town Bowls Club	Leased by the Club until 2022. Quality is rated as good and 'slightly better' when compared to last season. This is due to improving access to the green and improving the clubhouse and the car park. Maintenance has also improved after being taken over by the Club.

NORTH HERTFORDSHIRE PLAYING PITCH ASSESSMENT

Club	Green used	Comments
Hitchin Town Bowls Club	Bancroft Gardens	The upper bowling green is rented from the Council. The green is rated as standard quality by the Club, however it is deemed as 'much poorer' when compared to last season, mainly due to reportedly poor (Club) maintenance and bad drainage. In total, 15 matches were cancelled over the last 12 months because of inclement weather.
Howard Garden Bowls Club	Howard Garden	Leased by the Club from the Council and maintained by Turfcare. Green quality is assessed as standard by the Club, with a 'difference' since last season.
Knebworth Bowls Club	Knebworth Recreation Ground	Leased by the Club from the Parish Council, with maintenance sub-contracted to Turfcare. Quality is assessed as standard by the Club, however, it has got 'much better' since last season due to improved maintenance.
Letchworth Garden City Bowls Club	Letchworth Garden City Bowls Club	Managed by the Club on an 80 year lease from the Council. Green quality is deemed good and has become 'slightly better' since last season.
North Herts Bowls Club	Willian Bowls Club	Rented by the Club from the Council, together with Willian Bowls Club. Maintenance handled by Turfcare. Reported as standard quality, however, quality has become 'slightly better' over the last 12 months due to increased funding.
Norton Bowls Club	Norton Bowling Club	Leased by the Club from Unique Pub Properties Ltd on a rolling five year agreement. The green is rated as standard by the Club and 'no difference' is reported over the previous 12 months. The Club, which maintains the green, believes quality could soon worsen due to a lack of funding.
Riverain Bowls Club	Riverain Bowls Club	Leased long term from the Council. Overall quality is reported as good by the Club, which maintains the green itself. There has been 'no difference' in quality since last season.
Royston Bowls Club	Royston Bowling Club	Owned and maintained by the Club. Rated as good and 'slightly better' since last season due to ongoing improvements.
St Ippolyts Bowls Club	St Ippolyts Recreation Ground	Leased by the Club for 21 years, however, this expires in March 2016. Although there has been 'no difference' in quality over the last 12 months, overall quality is rated as good by the Club.
Whitethorn Bowls Club	Letchworth Corner Sports Club	Rented by the Club. Quality deemed to be standard and there has been 'no difference' when compared to last season. Maintenance handled by individual members.
Willian Bowls Club	Willian Bowls Club	Rented by the Club. The green is rated as standard and there has been 'no difference' over the previous 12 months. Maintenance is handled by Turfcare.

Ancillary provision

- 3.48. All clubs report being able to access changing accommodation and all rate their facilities as either good or standard quality.
- 3.49. Royston Bowls Club and Norton Bowls Club report plans to improve their clubhouse/pavilion in the future, however, funding has yet to be sought in each instance.

3.3: Demand

Current demand

NORTH HERTFORDSHIRE PLAYING PITCH ASSESSMENT

- 3.50. 15 clubs use bowling greens in North Hertfordshire, of which, 12 have been consulted. There are a total of 1,730 members across the consulted clubs, consisting of 944 men, 557 women and 29 juniors. This number, however, is somewhat exaggerated due to Riverain Bowls Club having access to an indoor green.

Table 3.4: Summary of club membership

Club name	Members		
	Men	Women	Juniors
Baldock Town Bowls Club	64	25	4
Hitchin Town Bowls Club	35	5	0
Howard Garden Bowls Club	28	8	0
Knebworth Bowls Club	24	12	0
Letchworth Garden City Bowls Club	20	11	0
North Herts Bowls Club	31	16	0
Norton Bowls Club	21	10	1
Riverain Bowls Club	600*	400*	23*
Royston Bowls Club	57	30	2
St Ippolyts Bowls Club	19	11	0
Whitethorn Bowls Club	31	16	0
Willian Bowls Club	14	13	0

*Please note that the high membership figure is because the Club also has an indoor green.

- 3.51. Matching the national trend of declining membership of bowls clubs, three (St Ippolyts Bowls Club, Willian Bowls Club and Howard Garden Bowls Club) within North Hertfordshire report a decline in senior membership over the previous three years. All remaining clubs state that senior membership has remained static, with the exception of Baldock Town Bowls Club, which has grown by two senior teams.
- 3.52. In contrast, no clubs report that junior membership has increased over the previous three years. St Ippolyts Bowls Club states that junior membership has declined due to a lack of interest, whilst the remaining clubs all report that junior membership has remained constant.
- 3.53. Ten clubs have plans to increase the number of members in the future and believe that improved advertising and increased coaching are the key factors to attracting more people. When asked to quantify potential growth, clubs report having plans to increase membership by 154 senior members and 31 junior members.

Latent demand

- 3.54. No clubs suggest that an additional bowling green at their ground or in the area would lead to an increase in club membership. In effect, the perception is that any planned increases can be accommodated on existing greens. No clubs currently have a waiting list and all would welcome any new members.
- 3.55. Although no latent demand was identified, Sport England's Segmentation Tool enables analysis of 'the percentage of adults that would like to participate in bowls but are not

NORTH HERTFORDSHIRE PLAYING PITCH ASSESSMENT

currently doing so'. It identifies latent demand of 214 people who would like to participate within North Hertfordshire. The most dominant segments are 'Ralph & Phyllis – comfortable retired couples' (19%) and 'Roger & Joy – early retirement couples' (16%). The main barrier to taking part in sport is put down to 'health, injury or disability' problems a factor consistent with the age of the segments.

Future demand

- 3.56. There is a continuous increase in the numbers of persons aged 65+ and a need to consider varying sports offers for this age group. This represents an increase of +30.4% (+6,890) in the first period continuing to rise to +77.0% (+17,418) between 2012 and 2037. While the age group represented 17.6% of North Hertfordshire's population in 2012 it is projected to be 25.0% of the total by 2037 - this is a quarter of the population.

3.4 Supply and demand analysis

- 3.57. Generally, through consultation, it is considered that most bowling greens in North Hertfordshire have spare capacity, meaning current membership and any reported increase could be sustained.
- 3.58. Excluding Riverain Bowls Club (which, as noted, has particularly high membership) average club membership in North Hertfordshire is 46 (per one green). The following seven clubs are operating below the average and are, thus, likely to have capacity to increase use of their home green:
- ◀ Hitchin Town Bowls Club
 - ◀ Howard Gardens Bowls Club
 - ◀ Knebworth Bowls Club
 - ◀ Letchworth Garden City Bowls Club
 - ◀ Norton Bowls Club
 - ◀ St. Ippolyts Bowls Club
 - ◀ Willian Bowls Club
- 3.59. On the other hand, it is likely that Baldock Town Bowls Club (with a total of 93 members) and Royston Bowls Club (89 members) are operating at capacity. Neither reports having sufficient demand for additional outdoor greens to be provided. As all remaining clubs have 47 members (which is just above the average) it would appear that there is a sufficient number of greens to accommodate current and future demand within North Hertfordshire.

NORTH HERTFORDSHIRE PLAYING PITCH ASSESSMENT

Bowls summary

- ◀ There are 13 flat green bowling greens in North Hertfordshire, servicing 15 clubs.
- ◀ Of these 11 are good and the remainder standard quality.
- ◀ Of clubs responding to consultation, five deem their green to be of good quality whilst the remaining seven assess it as standard.
- ◀ Five clubs report that green quality has improved since last season although Hitchin Town Bowls Club states that Bancroft Gardens has got 'much poorer'.
- ◀ There are 1,730 members across the clubs consulted: 994 men, 557 women and 29 juniors.
- ◀ Ten clubs express an intention to increase their membership. Where quantified, this amounts to an increase of 154 senior and 31 junior members.
- ◀ Three clubs report experiencing decreased senior membership over the last three years.
- ◀ All remaining clubs report senior membership to have remained static, apart from Baldock Town Bowls Club, which has grown by two teams.
- ◀ No clubs report an increase in junior membership; St Ippolyts Bowls Club reports a decrease.
- ◀ Seven clubs are operating below the average club/green membership and have capacity to increase usage.
- ◀ Baldock Town Bowls Club and Royston Bowls Club are operating at capacity, although neither reports enough demand to make a case for the provision of additional outdoor greens.
- ◀ Provision of bowling greens is sufficient to accommodate both current and future demand.

NORTH HERTFORDSHIRE PLAYING PITCH ASSESSMENT

PART 4A: BMX AND SKATE PARKS

4.1 Introduction

- 4.1. The typology of provision for children and young people, includes 'areas designated primarily for play and social interaction involving children and young people, such as equipped play areas, ball courts, skateboard areas and teenage shelters'.
- 4.2. Provision for children is deemed to be sites consisting of formal equipped play facilities typically associated with play areas. This is usually perceived to be for children under 12 years of age. Provision for young people can also include equipped sites that provide more robust equipment catering to older age ranges. It can include facilities such as skate parks, BMX, basketball courts, youth shelters, MUGAs and informal kick-about areas.
- 4.3. For the purposes of the North Hertfordshire Playing Pitch study this section of the report focusses on skate parks and BMX tracks. Other studies relating to the Provision for Children and Young People are available on the North Herts web site at www.north-herts.gov.uk

4.2 Current provision

- 4.4. A total of nine sites with a total of 16 facilities are identified in North Hertfordshire. The table below shows the distribution of provision in North Hertfordshire by analysis area.
- 4.5. There are seven BMX areas, six skate parks and three bike tracks located in North Hertfordshire.

Table 4.1: Distribution of BMX, skate parks and bike tracks by analysis area

Analysis area	BMX	Skate Park	Bike tracks
	Hitchin and Southern Rural	2	2
Letchworth and Baldock	4	3	1
Royston	1	1	1
Total	7	6	3

- 4.6. Play areas can be classified in the following ways to identify their effective target audience utilising Fields in Trust (FIT) guidance. FIT provides widely endorsed guidance on the minimum standards for play space.
 - ◀ LAP - a Local Area of Play. Usually small landscaped areas designed for young children. Equipment on such sites is specific to age group in order to reduce unintended users.
 - ◀ LEAP - a Local Equipped Area of Play. Designed for unsupervised play and a wider age range of users; often containing a wider range of equipment types.
 - ◀ NEAP - a Neighbourhood Equipped Area of Play. Cater for all age groups. Such sites may contain MUGA, skate parks, youth shelters, adventure play equipment and are often included within large park sites.
 - ◀ Youth provision - These include areas providing only forms of provision for young people such as skate parks/basketball courts/games walls

NORTH HERTFORDSHIRE PLAYING PITCH ASSESSMENT

- 4.7. All but one skate park/BMX facility in North Hertfordshire are located within a NEAP, which has a variety of play provision for young people including a variety of children's play areas, adventure play, grass pitches and MUGA's. The only standalone play provision is located at Burns Road BMX track.

Skate park quality

The quality of football pitches in the district has been assessed via a combination of:

- ◀ Site visits using non-technical assessments.
- ◀ Consultation with the NHDC Grounds Maintenance Department.



Percentage parameters used for the non-technical assessments were as follows; Good (>80%), Standard (50-80%), Poor (< 50%).

NORTH HERTFORDSHIRE PLAYING PITCH ASSESSMENT



Table 4.1: Location and description of sites

Site name	Analysis area	Quality score		Comments
King George V Recreation Ground	Hitchin and Southern Rural			King George V recreation ground which is home to Hitchin RUFC has a combined skate and BMX area. This is the largest within North Hertfordshire. Located adjacent to the rugby union pitches access is via the main carpark in front of the rugby union clubhouse. Also within the recreation ground is a children's play area. The BMX/skate area has three ramps, a jump box planter and two flat banks


NORTH HERTFORDSHIRE PLAYING PITCH ASSESSMENT

Site name	Analysis area	Quality score		Comments
Purwell Recreation Ground	Hitchin and Southern Rural			<p>Located in Hitchin this recreation ground that has children's play area and grass football pitches. The dirt bike track is standard quality and contains signage that directs riders to other locations.</p>
Walsworth Common Recreation Ground	Hitchin and Southern Rural			<p>Walsworth Common contains a combined skate and BMX area. There are three ramps and a grind rail/bench, all of which are on tarmac. The skate area is located within a larger park which has football pitches and a good quality children's play area. The skate park is located adjacent to the car park of the recreation ground, it is of a standard quality.</p>

NORTH HERTFORDSHIRE PLAYING PITCH ASSESSMENT

Site name	Analysis area	Quality score		Comments
Norton Common	Letchworth and Baldock			The skate and BMX area are located in Norton Common park which has tennis courts, walking trails, and an outdoor lido. Although the skate park is small it is located in a park that has a number of sporting opportunities. The skate park has a small quarter-pipe and a grind boxes and benches (steps). Funding has been secured through Section 16 to improve the park in 2015
Grange Recreation Ground	Letchworth and Baldock			Grange Recreation Ground contains a combined skate and BMX area which is located in the far corner of the park adjacent to the grass football pitches. The park also contains car parking and a children's play area. The skate area has a quarter-pipe with ramp. It is of a poor quality and located away from other the main children's play zone.

NORTH HERTFORDSHIRE PLAYING PITCH ASSESSMENT

Site name	Analysis area	Quality score		Comments
Baldock Road Recreation Ground	Letchworth and Baldock			Baldock Road Recreation Ground contains a combined skate and BMX area, located in a park opposite the Hertfordshire FA headquarters, this site also contains football pitches. There skate area is of standard quality and contains a quarter-pipe ramps, and bike jumps.
Newmarket Road Recreation Ground	Royston		No photograph available	Newmarket Road Recreation Ground has a combined skate and BMX area which has a small one 3ft quarter pipe, a flat bank, a box and a rail. The skate area is located in a park with grass football pitches and a children's play area.

NORTH HERTFORDSHIRE PLAYING PITCH ASSESSMENT

Site name	Analysis area	Quality score		Comments
Burns Road BMX track	Royston			<p>The home of Royston Rockets BMX club who received Sport England Inspired facilities funding in 2013. This BMX track is of good quality with a number of jumps and gates. Following the guidance of the UCI (Union Cycliste Internationale) for BMX track design the Club</p>

NORTH HERTFORDSHIRE PLAYING PITCH ASSESSMENT

- 4.8. Small skate parks in need of some upgrade are located in 3 of the 4 towns. A deficiency of any provision in Baldock has been identified. Currently lacking a larger facility which could be located in the districts central town of Letchworth. admired

Management

- 4.9. In total NHDC is responsible for the management and maintenance of all play area sites:

- ◀ King George V Recreation Ground
- ◀ Purwell Recreation Ground
- ◀ Walsworth Common Recreation Ground
- ◀ Norton Common
- ◀ Grange Recreation Ground
- ◀ Baldock Road Recreation Ground
- ◀ Jackmans Central Play area
- ◀ Newmarket Road Recreation Ground
- ◀ Burns Road BMX track

4.3 Quality

- 4.10. All sites were assessed in relation to their quality and given a rating:

Site	Analysis area	Quality rating
King George V Recreation Ground	Hitchin & Southern Rural	Poor
Purwell Recreation Ground	Hitchin and Southern Rural	Standard
Walsworth Common Recreation Ground	Hitchin and Southern Rural	Standard
Norton Common	Letchworth and Baldock	Standard
Grange Recreation Ground	Letchworth and Baldock	Poor
Baldock Road Recreation Ground	Letchworth and Baldock	Standard
Jackmans Central Play area	Royston	Not assessed
Newmarket Road Recreation Ground	Royston	Poor
Burns Road BMX track	Hitchin and Southern Rural	Good

- 4.11. Over all the quality of sites in North Hertfordshire is of standard quality. Those that are poor quality are located at King George V, Grange and Newmarket recreation grounds. The Burns Road BMX track was assessed as good quality.

4.4 Summary

Summary

- ◀ There are a total of 9 sites across the District that are identified as play provision.
- ◀ In the main all skate park/BMX provision in North Hertfordshire are located within a NEAP, which has a variety of play provision for young people including a variety of children's play areas, adventure play, grass pitches and MUGA's. The only standalone play provision is located at Burns Road BMX track.
- ◀ There are seven BMX areas, six skate parks and three bike tracks located in North Hertfordshire.

NORTH HERTFORDSHIRE PLAYING PITCH ASSESSMENT

- ◀ New provision of a small skate park required in Baldock with consideration of a new larger central facility in Letchworth.
- ◀ NHDC is responsible for the management and maintenance of the 16 facilities .
- ◀ Over all the quality of sites in North Hertfordshire is of standard quality. Those that are poor quality are located at King George V, Grange and Newmarket recreation grounds. The Burns Road BMX track was assessed as good quality.

NORTH HERTFORDSHIRE PLAYING PITCH ASSESSMENT

PART 4B: GOLF

4.1 Current provision

- 4.12. The following seven golf courses are servicing North Hertfordshire:
- ◀ Barkway Park Golf Club
 - ◀ Chesfield Downs Golf & Country Club
 - ◀ Letchworth Golf Club
 - ◀ Letchworth Par 3 Family Golf Centre
 - ◀ Royston Golf Club
 - ◀ Tea Green Golf Centre
 - ◀ Knebworth Golf Club
- 4.13. Letchworth Par 3 Family Golf Centre, Knebworth Golf Club and Royston Golf Club completed a survey, whilst the remaining clubs were consulted via phone.
- 4.14. Sport England recommends that the drive-time Catchment for golf courses be set at 20 minutes. In addition, consultation reports that this is considered by clubs to be an appropriate distance to travel to access provision and as such has been used in the mapping to help determine if there are any shortfalls.
- 4.15. The majority of clubs report that less than 25% of their members are from outside of North Hertfordshire, with most members travelling 2-5 miles to access the facility. Therefore, as mapping of the courses shows, the current level of supply is deemed sufficient for residents.

NORTH HERTFORDSHIRE PLAYING PITCH ASSESSMENT

Figure 4.1: Location and accessibility of golf clubs in North Hertfordshire

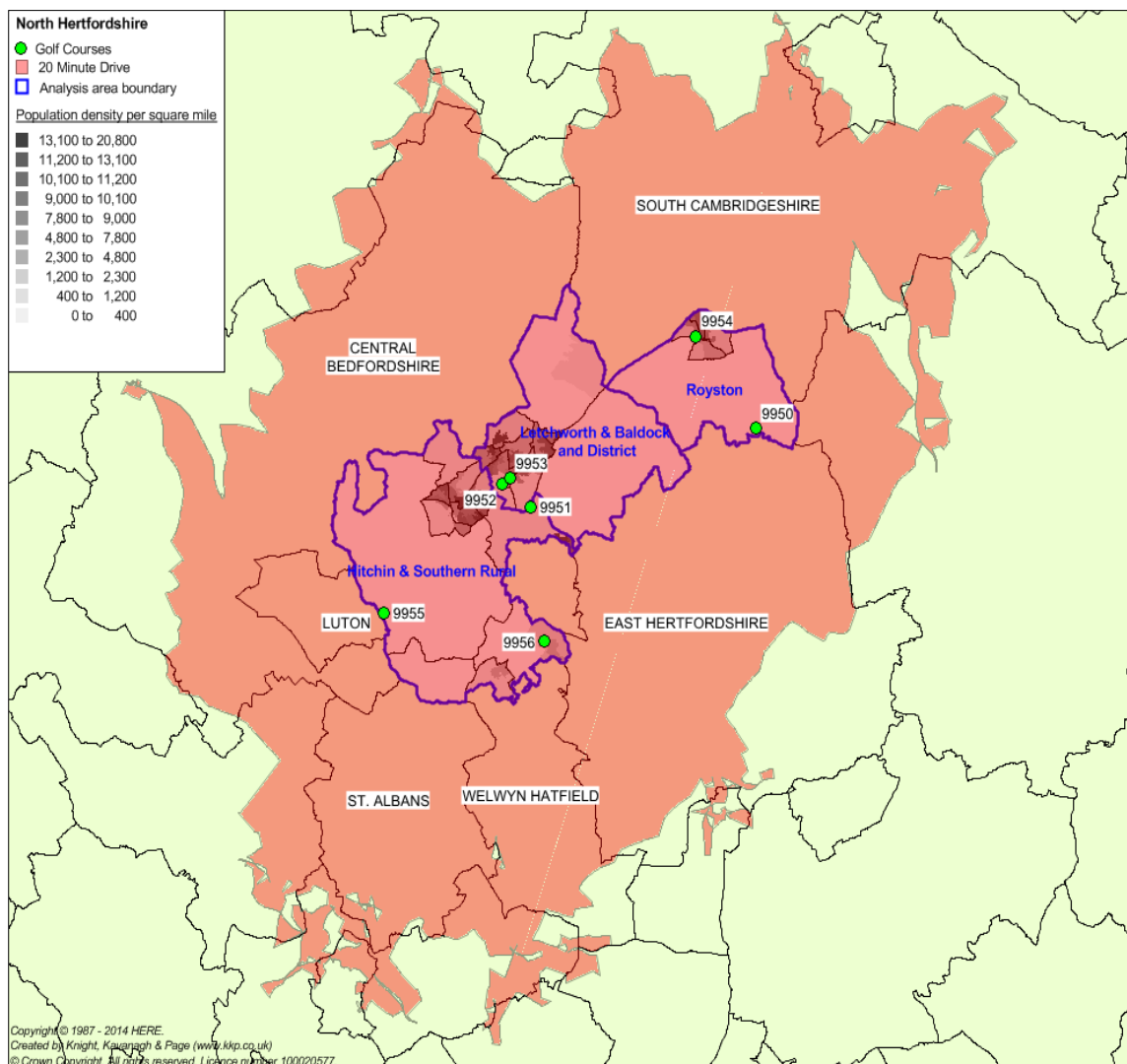


Table 4.1: Key to golf map

Site ID	Site	Analysis area	Ownership	Holes
9950	Barkway Park Golf Club	Royston	Private	18
9951	Chesfield Downs Golf & Country Club	Hitchin & Southern Rural	Private	18 9
9952	Letchworth Golf Club	Letchworth & Baldock and District	Private	18 6
9953	Letchworth Par 3 Family Golf Centre	Letchworth & Baldock and District	Private	9
9954	Royston Golf Club	Royston	Private	18
9955	Tea Green Golf Centre	Hitchin & Southern Rural	Private	9
9956	Knebworth Golf Club	Hitchin & Southern Rural	Private	18

NORTH HERTFORDSHIRE PLAYING PITCH ASSESSMENT

4.2 Supply

Barkway Park Golf Club

- 4.16. It is a privately owned 18-hole golf course that also has a driving range, practice bunker and practice putting green.

Chesfield Downs Golf & Country Club

- 4.17. It is one of 24 golf courses operated within the UK by Crown Golf. The Club contains an 18-hole course and a par 3 nine-hole course. Also onsite is a driving range, practice bunker and practice putting green.

Letchworth Golf Club

- 4.18. The privately owned club has an 18-hole course as well as a driving range, practice bunker and practice putting green. As well as this, a six-hole academy course has recently been developed and will be available for use in the near future.

Letchworth Par 3 Family Golf Centre

- 4.19. It is a nine-hole par 3 course which was taken over in 2014 after the course and clubhouse were run down. Since then, the facilities have improved and membership is increasing. The course is owned by the Heritage Foundation and leased to the Club until 2023.

Royston Golf Club

- 4.20. The course consists of 18 holes and is rented by the Club from the Conservators of Therfield.. On site, there is also a driving range, practice bunker and practice putting green.

Tea Green Golf Centre

- 4.21. The privately owned nine-hole par 3 course is currently subject to a planning application for a housing development. It is a concern to the Club that the bid will be successful, resulting in the loss of the course. The Club contains seven practice bunkers and one practice putting green, whilst Footgolf (on the nine-hole course) and crazy golf (on a separate green) is also available.

Knebworth Golf Club

- 4.22. It is an 18-hole course leased by the Club from Knebworth Estate for 75 years. There is also a driving range, practice bunker and practice putting green on site.

- 4.23. Supporting evidence for the application highlights the close proximity of existing golf courses, such as Stockwood Park (in Luton), a lack of funding provided by the NGB and a lack of junior development. It is believed that the closure of the course will result in regular users being absorbed on other nearby courses, none of which have a waiting list.

NORTH HERTFORDSHIRE PLAYING PITCH ASSESSMENT

Quality

- 4.24. No major issues relating to quality of the courses were discovered during consultation, with each club describing course quality as either excellent or good. With each course being privately managed, designated green keepers are employed whose main responsibility is to maintain the course, meaning any issues are quickly dealt with.
- 4.25. Overall, the majority of clubs viewed vandalism, dog-fouling and misuse of footpaths as the most detrimental factors affecting the quality of the courses.

Ancillary facilities

- 4.26. Ancillary facilities at clubs are generally good quality, with a clubhouse and ancillary facilities such as showers, toilets, kitchen and changing rooms found at all of the sites. Once again, no issues arose during consultation with the clubs.

Cost

- 4.27. Access to all courses is available via both membership and pay and play, although this may be limited at specific times (during club competitions), and in some instances players would have to be booked in by current members or book in advance.
- 4.28. Many of the clubs have begun to alter their pricing structure to allow for discounted rates following a nationwide decline in golf membership. For instance, Chesfield Downs Golf & Country Club now offers a five day membership (whereby members can access the course Monday-Friday but not at weekends) as well as the standard seven day membership. The majority of clubs also offer discounted rates for younger members depending on their age bracket, e.g. members 24-30 years old pay less than those over 30.

Table 4.2: Summary of cost

Club	Membership	Pay and play
Barkway Park Golf Club	Membership for an adult is £600 per year, however for those aged 24-30 it is £300 and for those 18-23 it is £175. Junior (u18s) membership is £50.	Pay and play is £20 Monday-Friday and £25 on weekends. The price becomes cheaper per player when there are more within the playing group.
Chesfield Downs Golf & Country Club	Full membership for an adult is £445 per year. A five day membership is £225. Membership cost is reduced for everybody under 24. There is also an option to be a member of the par 3 nine-hole course only.	£25 Monday-Friday and £30 on weekends.
Letchworth Golf Club	A joining fee of £500 and membership for an adult is £1200 thereafter. Anyone under 31 does not pay a joining fee. Those aged 24-31 pay £900 per year, whilst u18s pay £600 per year.	£25 Monday-Friday and £45 on weekends. Pay and play is available by appointment only and is not allowed on weekends when tournaments are being played.
Letchworth Par 3 Family Golf Centre	Adult membership is £180 per year. Seniors (60+) pay £144 and	£5.50 Monday-Friday with an extra round available for £4. This

NORTH HERTFORDSHIRE PLAYING PITCH ASSESSMENT

Club	Membership	Pay and play
	juniors (u17s) pay £96. An adult five day membership is available for £150.	increases to £6 on weekends with an extra round available for £4.50.
Royston Golf Club	Membership per year is £835 for adults, £600 for 24-31 year olds, £350 for 21-24 year olds and £220 for 18-21 year olds. Those under 18 pay £120 and u13s pay £95.	For adults, pay and play is £30 Monday-Friday and £35 on weekends. For juniors it is £17.50 Monday-Friday and £20 on weekends. Anyone playing after 2pm receives a 40% discount.
Tea Green Golf Centre	Membership is £225 per year for everyone.	Monday-Friday is £6, weekends is £8.50.
Knebworth Golf Club	Unknown	Unknown

4.3 Demand

- 4.29. Golf participation in North Hertfordshire has generally remained static, which goes against a national trend of declining membership. Only Royston Golf Club reports a decrease in membership over the previous three years, whilst both Knebworth Golf Club and Letchworth Par 3 Family Golf Centre report an increase.
- 4.30. Letchworth Golf Club currently operates a waiting list for members, which the Club believes is mainly due to having such a high reputation and a more selective acceptance procedure.

Table 4.3: Membership within golf clubs

Club	Membership			
	Male	Female	Junior	Total
Barkway Park Golf Club	Unknown	Unknown	Unknown	Unknown
Chesfield Downs Golf & Country Club	Unknown	Unknown	Unknown	Unknown
Letchworth Golf Club	650	130	70	850
Letchworth Par 3 Family Golf Centre	30	8	6	44
Royston Golf Club	228	49	8	485
Tea Green Golf Centre	65	15	-	80
Knebworth Golf Club	220	60	40	520

Future demand

- 4.31. All clubs report an intention to increase membership in the future with the exception of Letchworth Golf Club and Tea Green Golf Centre. Letchworth Golf Club has no current capacity for more members and Tea Green Golf Centre is reluctant to accept new memberships due to the uncertainty of the clubs future.
- 4.32. Both Royston Golf Club and Knebworth Golf Club have sports development plans in place specifically to encourage more juniors and females to the game of golf.

NORTH HERTFORDSHIRE PLAYING PITCH ASSESSMENT

Latent demand

- 4.33. Although a waiting list is in place at Letchworth Golf Club, it is believed that the majority of the list consists of people already playing golf elsewhere, therefore, this is not necessarily latent demand.
- 4.34. Sport England's Segmentation Tool enables analysis of 'the percentage of adults that would like to participate in golf but are not currently doing so'. The tool identifies latent demand of 1580 people. Of the population that would like to participate in golf, 443 (28.1%) is the segment 'Tim – settling down males'.

Golf summary

- ◀ There are seven golf courses servicing North Hertfordshire.
- ◀ The majority of members travel 2-5 five miles to access their course, and less than 25% come from outside of North Hertfordshire.
- ◀ Tea Green Golf Centre is subject to a planning application for a housing development and the Club is concerned that the course could be lost.
- ◀ No major issues relating to quality of the courses or ancillary facilities were discovered during consultation. All clubs rate their courses as either excellent or good.
- ◀ Access to all courses is available via both membership and pay and play; many of the clubs have begun to alter their pricing structure to allow for discounted rates following a nationwide decline in golf membership.
- ◀ Golf participation in North Hertfordshire has generally remained static. Only Royston Golf Club reports a decrease in membership over the previous three years, whilst both Knebworth Golf Club and Letchworth Par 3 Family Golf Centre report an increase.
- ◀ Letchworth Golf Club currently operates a waiting list for members, which the Club believes is mainly due to having such a high reputation and a more selective acceptance procedure.
- ◀ All clubs report an intention to increase membership in the future with the exception of Letchworth Golf Club and Tea Green Golf Centre.
- ◀ Both Royston Golf Club and Knebworth Golf Club have sports development plans in place specifically to encourage more juniors and females to the game of golf.
- ◀ The current level of supply is deemed sufficient for residents.

NORTH HERTFORDSHIRE PLAYING PITCH ASSESSMENT

APPENDIX 1: SPORTING CONTEXT

The following section outlines a series of national, regional and local policies pertaining to the study and which will have an important influence on the Strategy.

National context

The provision of high quality and accessible community outdoor sports facilities at a local level is a key requirement for achieving the targets set out by the Government and Sport England. It is vital that this strategy is cognisant of and works towards these targets in addition to local priorities and plans.

Sport England: A Sporting Habit for Life (2012-2017)

In 2017, five years after the Olympic Games, Sport England aspires to transforming sport in England so that it is a habit for life for more people and a regular choice for the majority. Launched in January 2012 the strategy sets out how Sport England will invest over one billion pounds of National Lottery and Exchequer funding during the five year plan period. The investment will be used to create a lasting community sport legacy by growing sports participation at the grassroots level following the 2012 London Olympics. The strategy will:

- ◀ See more people starting and keeping a sporting habit for life
- ◀ Create more opportunities for young people
- ◀ Nurture and develop talent
- ◀ Provide the right facilities in the right places
- ◀ Support local authorities and unlock local funding
- ◀ Ensure real opportunities for communities

The vision is for England to be a world leading sporting nation where many more people choose to play sport. There are five strategic themes including:

- ◀ Maximise value from current NGB investment
- ◀ Places, People, Play
- ◀ Strategic direction and market intelligence
- ◀ Set criteria and support system for NGB 2013-17 investment
- ◀ Market development

The aim by 2017 is to ensure that playing sport is a lifelong habit for more people and a regular choice for the majority. A specific target is to increase the number of 14 to 25 year olds playing sport. To accomplish these aims the strategy sets out a number of outcomes:

- ◀ 4,000 secondary schools in England will be offered a community sport club on its site with a direct link to one or more NGBs, depending on the local clubs in a school's area.
- ◀ County sports partnerships will be given new resources to create effective links locally between schools and sport in the community.
- ◀ All secondary schools that wish to do so, will be supported to open up, or keep open, their sports facilities for local community use and at least a third of these will receive additional funding to make this happen.
- ◀ At least 150 further educational colleagues will benefit from a full time sports professional who will act as a College Sport Maker.
- ◀ Three quarters of university students aged 18-24 will get the chance to take up a new sport or continue playing a sport they played at school or college.
- ◀ A thousand of our most disadvantaged local communities will get a Door Step Club.

NORTH HERTFORDSHIRE PLAYING PITCH ASSESSMENT

- ◀ Two thousand young people on the margins of society will be supported by the Dame Kelly Holmes Legacy Trust into sport and to gain new life skills.
- ◀ Building on the success of the Places People Play, a further £100 million will be invested in facilities for the most popular sports.
- ◀ A minimum of 30 sports will have enhanced England Talent Pathways to ensure young people and others fulfil their potential.

National Planning Policy Framework

The National Planning Policy Framework (NPPF) sets out planning policies for England. It details how these changes are expected to be applied to the planning system. It also provides a framework for local people and their councils to produce distinct local and neighbourhood plans, reflecting the needs and priorities of local communities.

The NPPF states the purpose of the planning system is to contribute to the achievement of sustainable development. It identifies that the planning system needs to focus on three themes of sustainable development: economic, social and environmental. A presumption in favour of sustainable development is a key aspect for any plan-making and decision-taking processes. In relation to plan-making the NPPF sets out that Local Plans should meet objectively assessed needs.

The ‘promoting healthy communities’ theme identifies that planning policies should be based on robust and up-to-date assessments of the needs for open space, sports and recreation facilities and opportunities for new provision. Specific needs and quantitative or qualitative deficiencies or surpluses in local areas should also be identified. This information should be used to inform what provision is required in an area.

As a prerequisite the NPPF states existing open space, sports and recreation buildings and land, including playing fields, should not be built on unless:

- ◀ An assessment has been undertaken, which has clearly shown that the open space, buildings or land is surplus to requirements.
- ◀ The loss resulting from the proposed development would be replaced by equivalent or better provision in terms of quantity and quality in a suitable location.
- ◀ The development is for alternative sports and recreational provision, the needs for which clearly outweigh the loss.

In order for planning policies to be ‘sound’ local authorities are required to carry out a robust assessment of need for open space, sport and recreation facilities.

1. *The FA National Game Strategy (2011 – 2015)*

The Football Association’s (FA) National Game Strategy provides a strategic framework that sets out key priorities, expenditure proposals and targets for the national game (i.e., football) over a four year period. The main issues facing grassroots football are identified as:

- ◀ Growth and retention (young and adult players)
- ◀ Raising standards and behaviour
- ◀ Better players
- ◀ Running the game
- ◀ Workforce
- ◀ Facilities

NORTH HERTFORDSHIRE PLAYING PITCH ASSESSMENT

'The National Game Strategy' reinforces the urgent need to provide affordable, new and improved facilities in schools, clubs and on local authority sites. Over 75% of football is played on public sector facilities. The leisure budgets of most local authorities have been reduced over recent years, resulting in decaying facilities that do not serve the community and act as a disincentive to play football. The loss of playing fields has also been well documented and adds to the pressure on the remaining facilities to cope with the demand, especially in inner city and urban areas.

The growth of the commercial sector in developing custom built five-a-side facilities has changed the overall environment. High quality, modern facilities provided by Powerleague, Goals and playfootball.net for example, have added new opportunities to participate and prompted a significant growth in the number of five-a-side teams in recent years.

2. *The FA National Facilities Strategy (2013 – 2015)*

The recently launched National Facilities Strategy sets out the FA's long term vision for development of facilities to support the National Game. It aims to address and reflect the facility needs of football within the National Game. The National Game is defined as all non-professional football from Steps 1-7 of the National League System down to recreational football played on open public space. The role of facilities will be crucial in developing the game in England. One of the biggest issues raised from 'the Big Grassroots Football Survey' by that of 84% respondents, was 'poor facilities'.

The FA's vision for the future of facilities in England is to build, protect and enhance sustainable football facilities to improve the experience of the nation's favourite game. It aims to do this by:

- ◀ Building - Provide new facilities and pitches in key locations to FA standards in order to sustain existing participation and support new participation.
- ◀ Protecting - Ensure that playing pitches and facilities are protected for the benefit of current and future participants.
- ◀ Enhancing - Invest in existing facilities and pitches, ensuring that participation in the game is sustained as well as expanded.

NORTH HERTFORDSHIRE PLAYING PITCH ASSESSMENT

The Strategy commits to delivering in excess of £150m (through Football Foundation) into facility improvements across the National Game in line with identified priorities:

- ◀ Natural grass pitches improved – target: 100
- ◀ A network of new AGPs built – target 100
- ◀ A network of refurbished AGPs – target 150
- ◀ On selected sites, new and improved changing facilities and toilets
- ◀ Continue a small grants programme designed to address modest facility needs of clubs
- ◀ Ongoing support with the purchase and replacement of goalposts

It also commits to:

- ◀ Direct other sources of investment into FA facility priorities
- ◀ Communicate priorities for investment across the grassroots game on a regular basis
- ◀ Work closely with Sport England, the Premier League and other partners to ensure that investment is co-ordinated and targeted

3. ***Champion Counties – England and Wales Cricket Board (ECB) Strategic Plan (2013 – 2017)***

“Champion Counties” - continues to focus on the four pillars, as identified in the ECB’s previous strategy: “Grounds to Play”. The pillars are:

- ◀ Energising people and partnerships through effective leadership and governance
- ◀ Building a Vibrant domestic game through operational excellence and delivering a competition structure with appointment to view
- ◀ Engaging participants through the maintenance of existing facilities, supporting club/school links, supporting volunteers and expanding women’s and disabilities cricket
- ◀ Delivering Successful England teams and world class global events

The key measures for the life span of the plan are as follows:-

- ◀ Increase the subset of participation measured by Sport England’s Active People Survey from 183,400 to 197,500.
- ◀ Increase attendances at LV= CC, YB50 and FLT20 by 200,000.
- ◀ Complete sponsorship and broadcasting agreements through 2019.
- ◀ Win the World Test Championship and Women’s World Cup in 2017.
- ◀ Win The Ashes and World Cup in 2015.
- ◀ Expand the number of clubs participating in NatWest Cricket Force from 2,000 to 2,200.
- ◀ Complete co-operation agreements for each of the 39 County Boards with their First Class County or Minor County partner.
- ◀ Deliver two world class global events in 2017 which exceed budget and exceed customer satisfaction targets.
- ◀ Increase the number of cricket’s volunteers to 80,000 by 2017.
- ◀ Expand the number of participants in women’s and disabilities cricket by 10% by 2017.
- ◀ Award all Major Matches through 2019 by December 2014.
- ◀ To increase the number of Twelfth Man members from 220,000 to 250,000 by 2017.
- ◀ Complete an approved Community Engagement programme with all 18 First Class Counties and MCC.
- ◀ Provide First Class Counties with total fee payments of £144m between 2014 and 2017.
- ◀ For each £1 provided in facility grants through the Sport England Whole Sport Plan grant programme ensure a multiplier of 3 with other funding partners.

NORTH HERTFORDSHIRE PLAYING PITCH ASSESSMENT

- ◀ Provide a fund of £8.1m of capital investment to enhance floodlights, sightscreens, replay screens, power sub-stations and broadcasting facilities at First Class County venues.
- ◀ Provide an interest-free loan fund to community clubs of £10 million.
- ◀ Leverage the 2014 tour by India to engage with a minimum of 10,000 cricket supporters of Asian origin. Qualify and engage 50 Level 4 coaches to support the development of professional cricketers.
- ◀ Expand the number of coaches who have received teacher level 1, 2 or 3 qualifications to 50,000.
- ◀ Deliver an annual fixture for the Unicorns against a touring (Full, A or U19) ICC member nation.
- ◀ Provide a fund of £2 million for community clubs to combat the impact of climate change.
- ◀ Introduce a youth T20 competition engaging 500 teams by 2017.

4. *The Rugby Football Union National Facilities Strategy (2013-2017)*

The recently launched RFU National Facility Strategy 2013-2017 provides a framework for development of high-quality, well-managed facilities that will help to strengthen member clubs and grow the game in communities around them. In conjunction with partners, this strategy will assist and support clubs and other organisations, so that they can continue to provide quality opportunities for all sections of the community to enjoy the game. It sets out the broad facility needs of the sport and identifies investment priorities to the game and its key partners. It identifies that with 470 grass root clubs and 1500 players there is a continuing need to invest in community club facilities in order to:

- ◀ Create a platform for growth in club rugby participation and membership, especially with a view to exploiting the opportunities afforded by RWC 2015.
- ◀ Ensure the effectiveness and efficiency of rugby clubs, through supporting not only their playing activity but also their capacity to generate revenue through a diverse range of activities and partnerships.

In summary the priorities for investment which have met the needs of the game for the Previous period remain valid:

- ◀ Increase the provision of changing rooms and clubhouses that can sustain concurrent adult and junior male and female activity at clubs
- ◀ Improve the quality and quantity of natural turf pitches and floodlighting
- ◀ Increase the provision of artificial grass pitches that deliver wider game development

It is also a high priority for the RFU to target investment in the following:

- ◀ Upgrade and transform social, community and catering facilities, which can support the generation of additional revenues
- ◀ Facility upgrades, which result in an increase in energy-efficiency, in order to reduce the running costs of clubs
- ◀ Pitch furniture, including rugby posts and pads, pitch side spectator rails and grounds maintenance equipment

5. *The Rugby Football League Facility Strategy*

The RFL's Facilities Strategy was published in 2011. The following themes have been prioritised:

NORTH HERTFORDSHIRE PLAYING PITCH ASSESSMENT

- ◀ Clean, Dry, Safe & Playable
- ◀ Sustainable clubs
- ◀ Environmental Sustainability
- ◀ Geographical Spread
- ◀ Non-club Facilities

The RFL Facilities Trust website www.rflfacilitiestrust.co.uk provides further information on:

- ◀ The RFL Community Facility Strategy
- ◀ Clean, Dry, Safe and Playable Programme
- ◀ Pitch Size Guidance
- ◀ The RFL Performance Standard for Artificial Grass Pitches
- ◀ Club guidance on the Annual Preparation and Maintenance of the Rugby League Pitch

Further to the 2011 Strategy detail on the following specific programmes of particular relevance to pitches and facility planning are listed below and can be found via the trust link (see above):

- ◀ The RFL Pitch Improvement Programme 2013 – 2017
- ◀ Clean, Dry and Safe programmes 2013 - 2017

6. **England Hockey (EH) - A Nation Where Hockey Matters (2013-2017)**

EH have a clear vision, a powerful philosophy and five core objectives that all those who have a role in advancing Hockey can unite behind. With UK Sport and Sport England's investment, and growing commercial revenues, EH are ambitious about how they can take the sport forward in Olympic cycles and beyond.

"The vision is for England to be a 'Nation Where Hockey Matters'. A nation where hockey is talked about at dinner tables, playgrounds and public houses, up and down the country. A nation where the sport is on the back pages of our newspapers, where children dream of scoring a goal for England's senior hockey team, and where the performance stirs up emotion amongst the many, not the few"

England Hockey aspires to deepen the passion of those who play, deliver and follow sport by providing the best possible environments and the best possible experiences. Whilst reaching out to new audiences by making the sport more visible, available and relevant and through the many advocates of hockey.

Underpinning all this is the infrastructure which makes the sport function. EH understand the importance of volunteers, coaches, officials, clubs and facilities. The more inspirational people can be, the more progressive Hockey can be and the more befitting the facilities can be, the more EH will achieve. The core objectives are as follows:

- ◀ Grow our Participation
- ◀ Deliver International Success
- ◀ Increase our Visibility
- ◀ Enhance our Infrastructure
- ◀ Be a strong and respected Governing Body

NORTH HERTFORDSHIRE PLAYING PITCH ASSESSMENT

England Hockey has a Capital Investment Programme (CIP), that is planned to lever £5.6 million investment into hockey facilities over the next four years, underpinned by £2m million from the National Governing Body. With over 500 pitches due for refurbishment in the next 4-8 years, there will be a large focus placed on these projects through this funding stream. The current level of pitches available for hockey is believed to be sufficient for the medium term needs, however in some areas, pitches may not be in the right places in order to maximize playing opportunities

'The right pitches in the right places'¹³

In 2012, EH released its facility guidance which is intended to assist organisations wishing to build or protect hockey pitches for hockey. It identifies that many existing hockey AGPs are nearing the end of their useful life as a result of the installation boom of the 90's. Significant investment is needed to update the playing stock and protect the sport against inappropriate surfaces for hockey as a result of the rising popularity of AGPs for a number of sports. EH is seeking to invest in, and endorse clubs and hockey providers which have a sound understanding of the following:

- ◀ Single System – clubs and providers which have a good understanding of the Single System and its principles and are appropriately places to support the delivery.
- ◀ ClubsFirst accreditation – clubs with the accreditation are recognised as producing a safe effective and child friendly hockey environment
- ◀ Sustainability – hockey providers and clubs will have an approved development plan in place showing their commitment to developing hockey, retaining members and providing an insight into longer term goals. They will also need to have secured appropriate tenure.

7. 2015-2018 British Tennis Strategy

The new strategy is presented in a concise one page framework that includes key strategies relating to three participation "focus" areas, six participation "drivers" and three participation "enablers". To achieve success, the 12 strategy areas will need to work interdependently to stem the decline and unlock sustainable growth:

The three participation "focus" areas are where tennis is consumed:

1. Deliver great service to CLUBS
2. Build partnerships in the COMMUNITY, led by parks
3. Enhance the tennis offer in EDUCATION

The six participation "drivers" are the areas that will make the biggest difference where tennis is consumed. They must all be successful on a standalone and interconnected basis and include:

1. Becoming more relevant to COACHES
2. Refocusing on RECREATIONAL COMPETITION
3. Providing results orientated FACILITY INVESTMENT
4. Applying best in class MARKETING AND PROMOTION

¹³

<http://englandhockey.co.uk/page.asp?section=1143§ionTitle=The+Right+Pitches+in+the+Right+Places>

NORTH HERTFORDSHIRE PLAYING PITCH ASSESSMENT

5. JUMP STARTING THE PEAK SUMMER SEASON

6. Establishing a "no compromise" HIGH PERFORMANCE programme with focus.

The final layer is comprised of three participation "enablers" that underpin our ability to be successful. These enablers are rooted in how the LTA will get better; how the entire network of 4 / 17/03/2015 partners must be harnessed to work together and the need to raise more financial resources to fund our sport's turnaround. They include:

1. Becoming a more effective and efficient LTA
2. Harnessing the full resource network
3. Generating new revenue

For further information and more detail on the framework please go to <http://www.lta.org.uk/about-the-lta/structure-vision>

8. *Raising Our Game: The Strategic Plan for England Golf (2014-2017)*

The recently launched England Golf Strategy 2014-2017 focuses on preventing the continued decline of people participating in golf. Since 2004, membership at clubs has declined by around 180,000 members, which is seriously challenging the economy and culture of the sport within England. Active People Survey data shows a current latent demand of 830,000 adults, with a further 2 million golfers playing independently.

The ambition of the strategy is to:

- ◀ Reverse the decline in club membership which has been occurring annually since 2005 and stabilise club membership at the July 2014 level of 675,000 members
- ◀ Increase the number of people who play golf at least once a week from the baseline of 750,000 in 2014 to 910,000 by March 2017.
- ◀ Strengthen the talent development pathway from club to national level, leading to even more international success for English players.
- ◀ Improve communications, governance and partnerships at all levels within England Golf.

There are a number of measurable performance indicators within this strategic plan, with progress tracked and reported on a regular basis. There will be an annual review of progress in April each year, commencing in April 2015 and this will be reported as part of the Annual Report of England Golf. To achieve its aims, England Golf will concentrate on seven key themes:

- ◀ More players - Increasing the number of players who play golf regularly.
- ◀ More members - Increasing the number of players in club membership.
- ◀ Stronger clubs - Supporting clubs to attract and retain members and to achieve a sustainable business model.
- ◀ Winning golfers - Identifying and developing talented golfers at every level, leading to international amateur success.
- ◀ Outstanding championships - Providing excellent championships and competitions for golfers of all levels.
- ◀ Improved image - Changing the perception of golf and improving communications within the sport.
- ◀ Excellent governance - Improving the governance, building the infrastructure and strengthening the partnerships to develop golf in England.

NORTH HERTFORDSHIRE PLAYING PITCH ASSESSMENT

9. *England Athletics: Whole Sport Plan 2013-2017*

The England Athletics plan outlines a strategy to attract and retain 3 million athletics participants by 2017, from a current base of 1.9 million as measured by Active People, whilst cementing athletics as the most popular individual sporting activity in England.

“The ambition is to make England an athletic nation. Traditional athletics for some, running for many, fitness for all”.

In order to achieve this, the goals of the strategic plan are:

- ◀ To grow and sustain participation levels in the sport.
- ◀ To improve the experiences of every participant in the sport.
- ◀ To improve performance levels and to grow the next generation of senior athletic champions.

The plan also reflects a total commitment to delivering an inclusive sport, setting specific disability targets that are woven into the core measures for growth and retention of participation. Key personnel within the England Athletics staffing structure will now lead this area of work, focusing on:

- ◀ Delivering inclusive formats of the sport.
- ◀ National policy and programme development.
- ◀ Coaching and teaching resources.

10. *Bowls England: Strategic Plan 2014-2017*

Bowls England will provide strong leadership and work with its stakeholders to support the development of the sport of bowls in England for this and future generations.

The overall vision of Bowls England is to:

- ◀ Promote the sport of outdoor flat green bowls.
- ◀ Recruit new participants to the sport of outdoor flat green bowls.
- ◀ Retain current and future participants within the sport of flat green bowls.

In order to ensure that this vision is achieved, ten key performance targets have been created, which will underpin the work of Bowls England up until 31st March 2017.

- ◀ 115,000 individual affiliated members.
- ◀ 1,500 registered coaches.
- ◀ Increase total National Championship entries by 10%.
- ◀ Increase total national competition entries by 10%.
- ◀ Medal places achieved in 50% of events at the 2016 World Championships.
- ◀ 35 county development plans in place and operational.
- ◀ County development officer appointed by each county association.
- ◀ National membership scheme implemented with 100% uptake by county associations.
- ◀ Secure administrative base for 1st April 2017.
- ◀ Commercial income to increase by 20%.

Despite a recent fall in affiliated members, and a decline in entries into National Championships over the last five years, Bowls England believes that these aims will be attained by following core values. The intention is to:

NORTH HERTFORDSHIRE PLAYING PITCH ASSESSMENT

- ◀ Be progressive.
- ◀ Offer opportunities to participate at national and international level.
- ◀ Work to raise the profile of the sport in support of recruitment and retention.
- ◀ Lead the sport.
- ◀ Support clubs and county associations.

NORTH HERTFORDSHIRE PLAYING PITCH ASSESSMENT

APPENDIX 2: LOCAL CONTEXT

Tailoring the approach

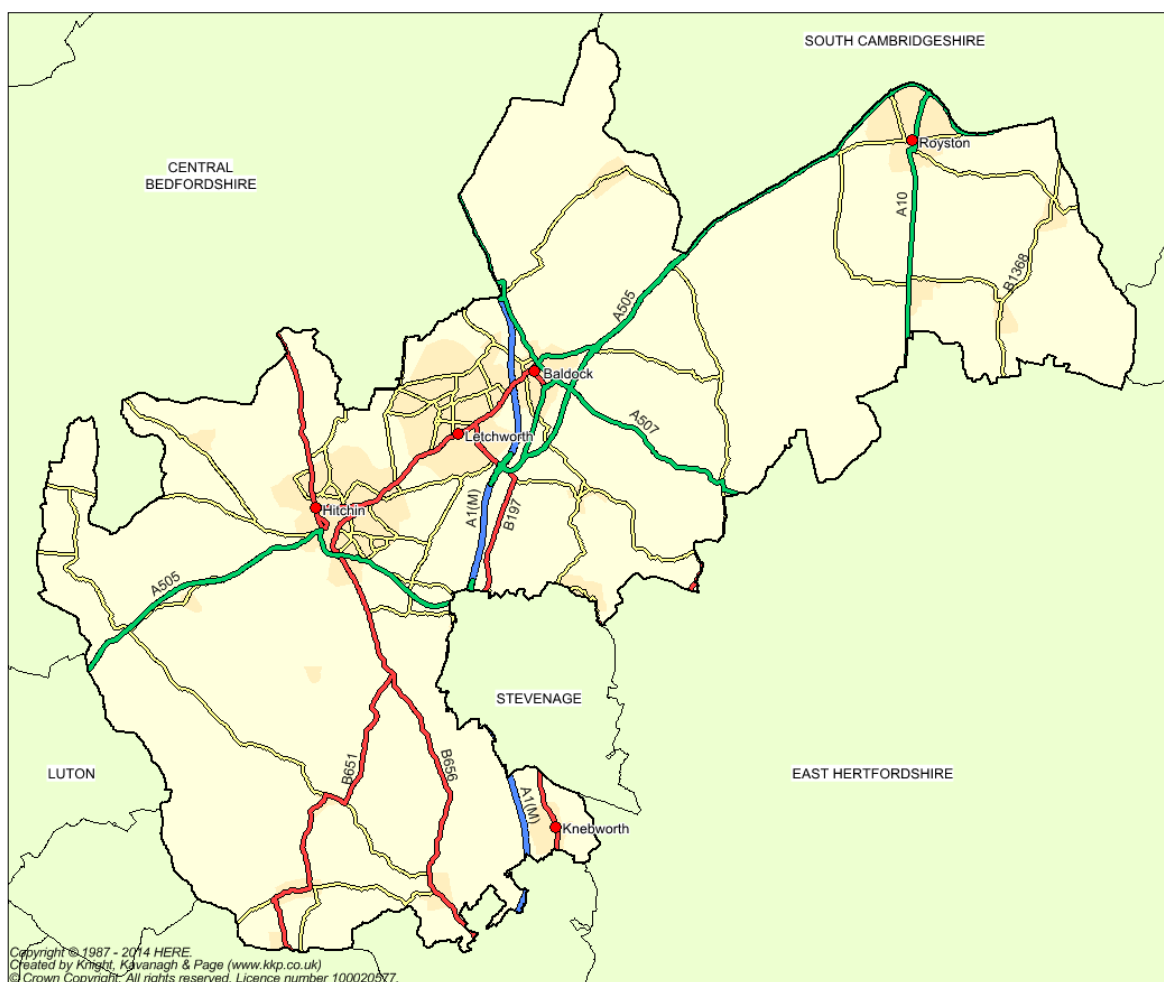
In tailoring the approach to the study area, KKP has sought to consider how the characteristics of the area impacts upon playing pitch provision, including:

NORTH HERTFORDSHIRE - DISTRICT PROFILE

Demographics

Located in the East of England, the area is dissected by a series of A roads, the main north/south link being the A1(M) and the A10, while in an west/east direction there are a few including the A505.

Figure 1: North Hertfordshire with main roads



The data used to describe the area is taken from a range of nationally recognised sources such as the Office for National Statistics, NOMIS, Sport England and Experian.

Wherever possible it represents the most up to date information available at the time of the report's preparation. New data is, however, published regularly and at different intervals.

Unemployment data is, for example, released every month while population projections and deprivation data tend to be produced every three to four years and the census of population is conducted once every decade. Within this context, it is noteworthy that a new Index of deprivation is to be published in 2015.

NORTH HERTFORDSHIRE PLAYING PITCH ASSESSMENT

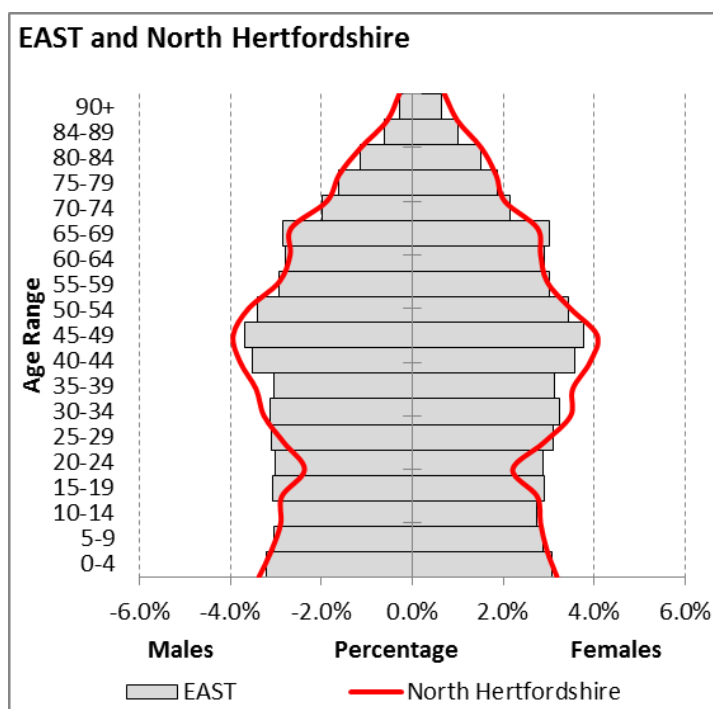
Population (Data source: 2013 Mid Year Estimate, ONS)

The total population, from the 2013 MYE, in North Hertfordshire was 129,318 (males = 63,530 and females = 65,788).

Figure 2: Comparative age/sex pyramid for North Hertfordshire and the East

The following chart illustrates the population's age and gender composition while, overlaying the red line for North Hertfordshire on top of the grey bars for the region it is easy to see where one dataset is higher or lower than the other.

However, there is a lower proportion of 15-29 year olds (North Hertfordshire = 15.9%, East = 18.0%), this may suggest a lower level of demand from what are generally regarded as the main sports participation groups and also from young families. There are, however, more in the age groups from 30-54 (North Hertfordshire = 36.5%, East = 33.9%); these groups are likely to have higher disposable income and may also still be physically active. As a combination of factors it suggests careful consideration should be given to the



pitching of sports and physical activity offers within the area – Sport England's segmentation model may be interpreted in relation to this age structure (see later).

The population density map allows residential and non-residential areas to be easily identified.

Ethnicity (Data source: 2011 census of population, ONS)

In broad terms, North Hertfordshire's ethnic composition closely reflects that of England as a whole. According to the 2011 Census of population, the largest proportion (89.5%) of the local population classified their ethnicity as White, this is higher than the comparative England rate of 85.4%. The next largest population group (by self classification) is Asian, at 5.4% this lower than the national equivalent (7.8%).

Table 1: Ethnic composition – North Hertfordshire and England

Ethnicity	North Hertfordshire		England	
	Number	Percentage	Number	Percentage
White	113,755	89.5%	45,281,142	85.4%
Mixed	3,376	2.7%	1,192,879	2.3%
Asian	6,821	5.4%	4,143,403	7.8%
Black	2,491	2.0%	1,846,614	3.5%
Other	671	0.5%	548,418	1.0%
Total	127,114	100.0%	53,012,456	100.0%

NORTH HERTFORDSHIRE PLAYING PITCH ASSESSMENT

Crime (Data source: 2014 Recorded Crime, Home Office)

During the 12 months to September 2014 the rate for recorded crimes per 1,000 persons in North Hertfordshire was 41.2; this is markedly lower than the equivalent rate for England and Wales as a whole which was 60.7. In both instances the crime rate has fallen since 2011, by around 14.8% for North Hertfordshire and 13.4% for England & Wales.

Table 2: Comparative crime rates – North Hertfordshire and England & Wales

Authority	Recorded crime (Oct '13 – Sep '14)	Population 2013 MYE	Recorded crime per 1,000 population
North Hertfordshire	5,322	129,318	41.2
England & Wales	3,457,178	56,948,229	60.7

Economic indicators (Data source: NOMIS)

Economic activity and inactivity

8 in 10 (84.6%) of NHBC's 16-64 year olds are economically active (in or seeking employment – September 2014) compared to a national figure of 77.5%. The unemployment rate¹⁴ in North Hertfordshire is 4.8%, this is below both the East figure (5.3%) and the national rate (6.5%).

Approximately 1 in 6 (15.4%) of NHBC's 16-64 year olds are economically inactive. Around 1 in 5 are students.

¹⁴ Note the unemployment rate is modelled by the Office for National Statistics

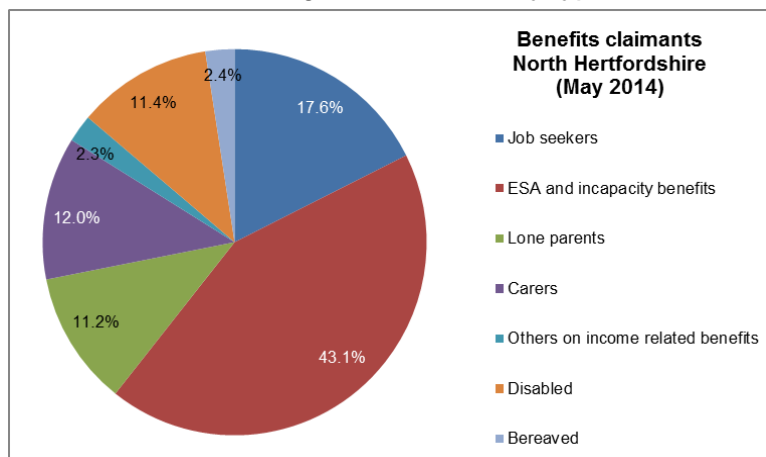
NORTH HERTFORDSHIRE PLAYING PITCH ASSESSMENT

Income and benefits dependency

The median figure for full-time earnings (2014) in North Hertfordshire is £32,937; the comparative rate for the East is £28,033 (-14.9%) and for Great Britain is £27,082 (-17.8%).

In January 2015 there were 1,016 people in North Hertfordshire claiming Job Seekers Allowance (JSA); this represents a decrease of 4.6% compared to January 2007 (1,065). However in May 2014, people claiming JSA only represent 17.6% of benefits claimants in North Hertfordshire, a further 43.1% are claiming ESA¹⁵ and incapacity benefits while 12.0% are carers.

Figure 4: Benefits by type of claimant



Deprivation (Data source: 2010 indices of deprivation, DCLG)

The following deprivation maps illustrate the ranking of super output areas (SOAs) in North Hertfordshire based on the Department for Communities and Local Government's (DCLG) 'Indices of Multiple Deprivation 2010' (IMD 2010). The IMD ranks 32,482 SOAs throughout England¹⁶, with a rank position of one indicating the most deprived SOA in the Country.

The IMD 2010 is a valuable source of information about spatial patterns of deprivation in England and can be used to help focus policy and interventions on deprived areas and particular types of deprivation. It comprises 37 different indicators which are grouped into seven separate 'domains' of deprivation, these cover income, employment, health deprivation and disability, education, skills and training, barriers to housing and services, living environment deprivation and crime. The seven main 'domains' may also be combined to make an overall 'multiple rank' of deprivation; this is the most frequently used measure.

Table 3 shows North Hertfordshire's population in relation to 10 bands of relative deprivation. It indicates that 0.0% of NHBC's population live in areas within the bottom 10% of SOA's nationally, i.e. in the most deprived parts of the country. Furthermore, a further 3.8% are in the next two cohorts; consequently, 3.8% of North Hertfordshire's population is in the 'lowest' three bands compared to a national average of 29.8%.

¹⁵ Employment and Support Allowance is directly targeted to support those who are ill or disabled.

¹⁶ SOAs relate to the geography used for the 2001 Census.

NORTH HERTFORDSHIRE PLAYING PITCH ASSESSMENT

Table 3: IMD cohorts – North Hertfordshire

IMD cumulative norm		Multiple deprivation			Health deprivation		
		Population in band	Percent population	of	Population in band	Percent population	of
Most deprived	10.0	0	0.0%	0.0%	0	0.0%	0.0%
	20.0	1,491	1.2%	1.2%	3,245	2.6%	2.6%
	30.0	3,236	2.6%	3.8%	0	0.0%	2.6%
	40.0	3,917	3.1%	6.9%	4,214	3.3%	5.9%
	50.0	12,369	9.8%	16.7%	7,475	5.9%	11.8%
	60.0	12,556	10.0%	26.7%	10,865	8.6%	20.4%
	70.0	8,965	7.1%	33.8%	7,093	5.6%	26.0%
Least deprived	80.0	22,903	18.2%	52.0%	24,656	19.6%	35.6%
	90.0	18,956	15.1%	67.1%	29,384	23.4%	59.0%
	100.0	41,416	32.9%	100%	38,877	30.9%	99.9%

Conversely, despite a generally similar pattern, comparison of figures 5 and 6 highlights a lower of health deprivation than that of multiple (causes of) deprivation. This is borne out by the comparative rates which show 66.2% of North Hertfordshire’s population to be in the three bands with the lowest levels of multiple deprivation while 73.9% are in the equivalent three bands for health deprivation (see table 3 and figure 7).

Figure 5: Index of multiple deprivation

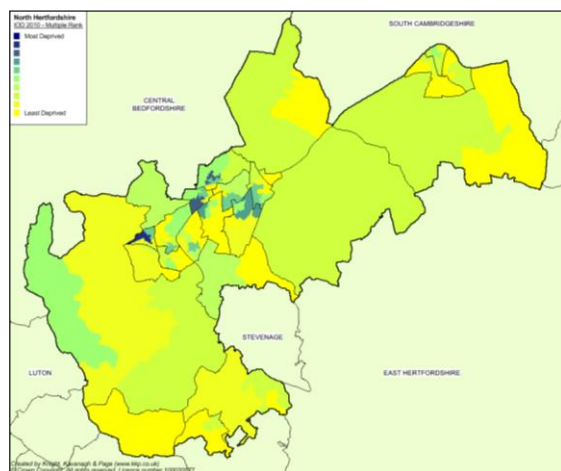
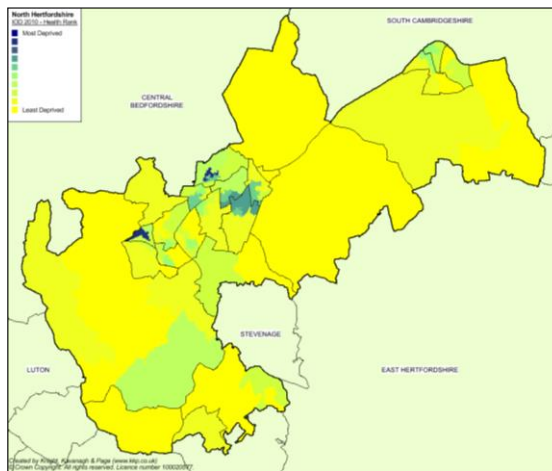
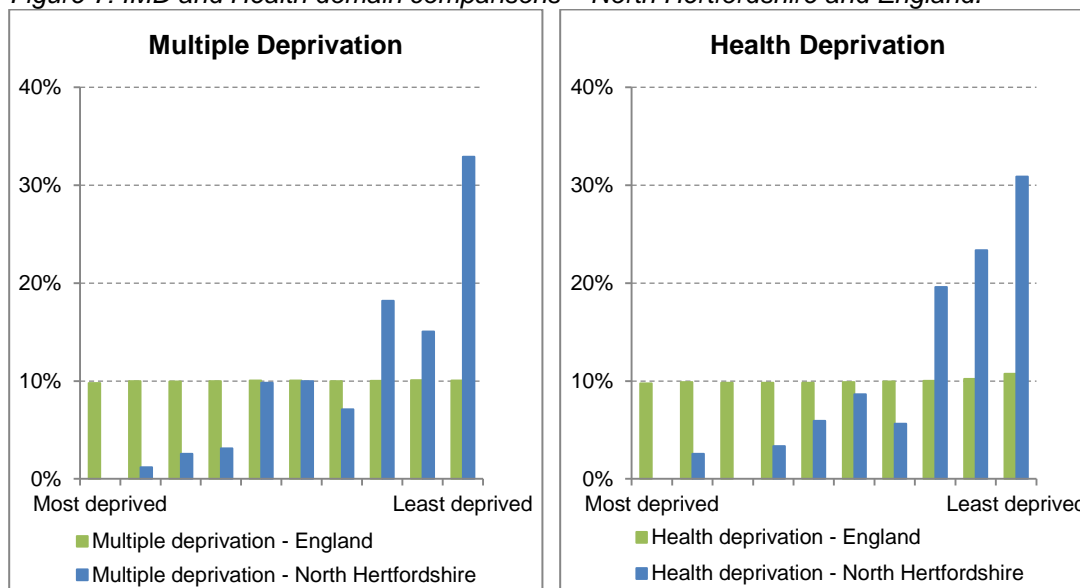


Figure 6: IMD Health domain



NORTH HERTFORDSHIRE PLAYING PITCH ASSESSMENT

Figure 7: IMD and Health domain comparisons – North Hertfordshire and England.



Health data

(Data sources: ONS births and deaths, NCMP and NOO)

In 2013 there were 1,597 live births in North Hertfordshire; there were also 1,224 deaths; consequently there were 373 more births than deaths in 2013. Population change combines these factors alongside internal and international migration statistics.

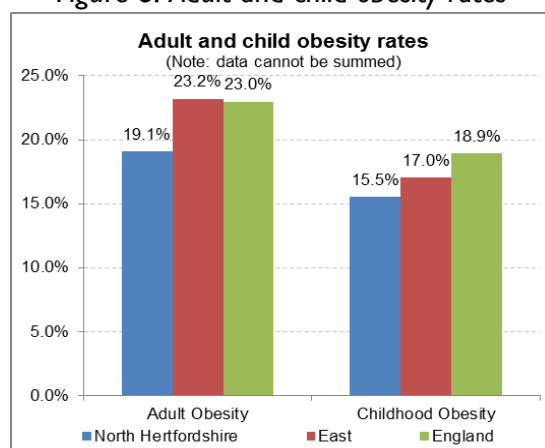
In keeping with patterns seen alongside higher levels of health deprivation, life expectancy in North Hertfordshire is similar to the national figure; the male rate is currently 79.9 compared to 79.2 for England, and the female equivalent is 82.8 compared to 83.0 nationally.¹⁷

Weight and obesity

Obesity is widely recognised to be associated with health problems such as type 2 diabetes, cardiovascular disease and cancer. At a national level, the resulting NHS costs attributable to overweight and obesity¹⁸ are projected to reach £9.7 billion by 2050, with wider costs to society estimated to reach £49.9 billion per year. These factors combine to make the prevention of obesity a major public health challenge.

Adult obesity rates in North Hertfordshire are below the national and regional averages. Furthermore child rates for obesity are also lower. Furthermore, as with many other areas, obesity rates increase significantly between the ages of 4 and 10. Under 1 in 16 (6.1%) of children in North Hertfordshire are obese in their Reception Year at school and 13.6% are overweight; by Year 6 these figures have risen to under 1 in 6 (15.5%) being obese and 13.8% being overweight. In total, by Year 6, 3 in 10 (29.3%) are either overweight or obese.

Figure 8: Adult and child obesity rates



¹⁷ Office of National Statistics: Life Expectancy at Birth by local areas in the United Kingdom, 2013.

¹⁸ In adults, obesity is commonly defined as a body mass index (BMI) of 30 or more. For children in the UK, the British 1990 growth reference charts are used to define weight status.

NORTH HERTFORDSHIRE PLAYING PITCH ASSESSMENT

Health costs of physical inactivity

The British Heart Foundation (BHF) Promotion Research Group has reviewed the costs of avoidable ill health that it considers are attributable to physical inactivity. Initially produced for the DoH report Be Active Be Healthy (2009) the data has subsequently been reworked for Sport England.

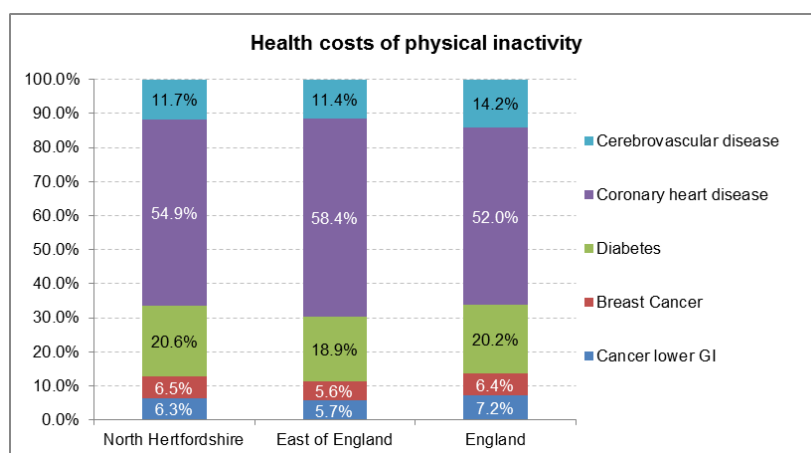
Illnesses, that the BHF research relates to, include cancers such as bowel cancer, breast cancer, type 2 diabetes, coronary heart disease and cerebrovascular disease eg: stroke. The data indicates a similar breakdown between these illnesses regionally and nationally.

Figure 10: Health costs of physical inactivity

The annual cost to the NHS of physical inactivity in North Hertfordshire is estimated at £1,826,077.

When compared to regional and national costs per 100,000 North Hertfordshire (£1,457,383) is 19.8% below the national average (£1,817,285) and 18.4% below the regional average (£1,785,966).

It should also be noted that in addition to the NHS costs there are also significant costs to industry in terms of days of productivity lost due to back pain etc. These have also been costed in CBI reports and are of similar magnitude to NHS costs.



Active People Survey

Active People is the largest survey of sport and active recreation in Europe and is in its eighth year (APS8 October 2013 – 2014). It collects data on the type, duration, frequency and intensity of adult participation by type of sport, recreation and cultural activity. The survey also covers volunteering, club membership, tuition as an instructor or coach, participation in competitive sport and overall satisfaction with local sports provision.

Table 4: Active People Survey for all adults – North Hertfordshire and nearest neighbours

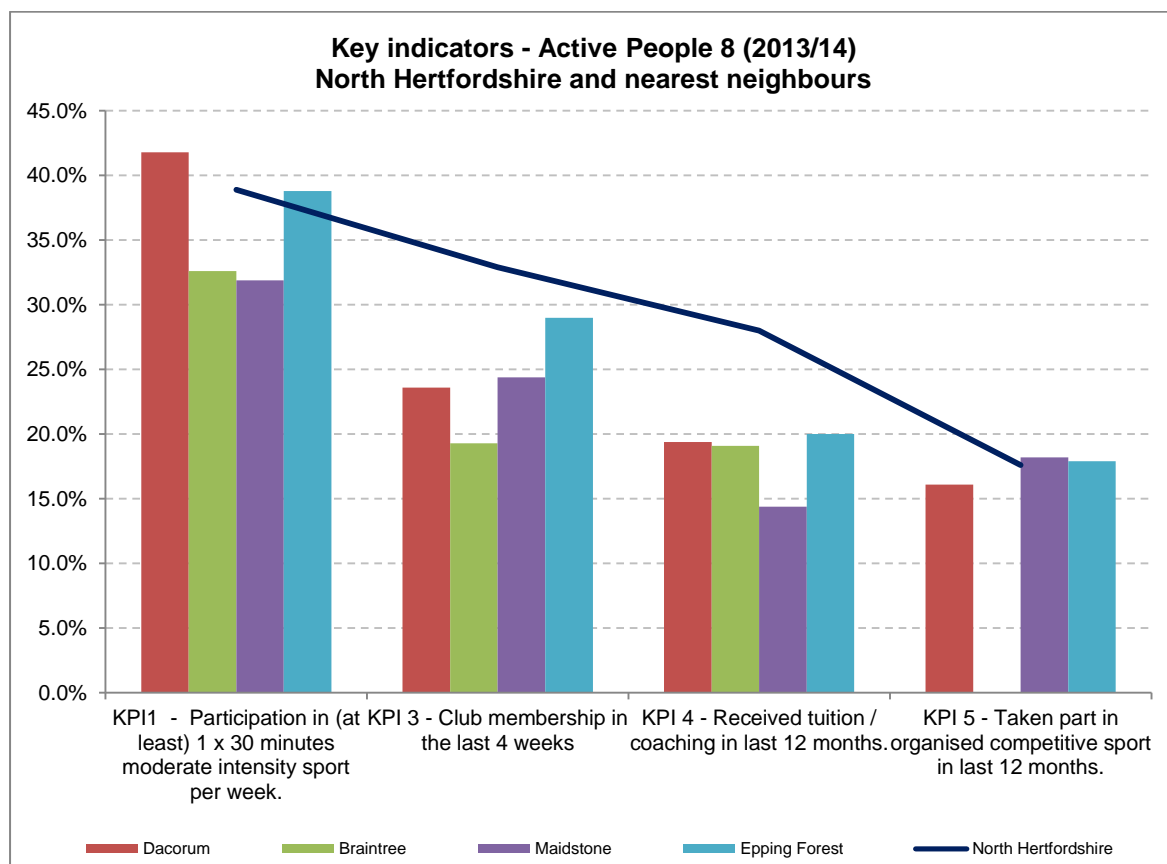
KPI	National	East	North Hertfordshire	Nearest neighbours			
	%	%	%	Dacorum	Braintree	Maidstone	Epping Forest
				%	%	%	%
1x30 Indicator - Participation in 30 minutes moderate intensity sport per week.							
2013/14	35.8	35.2	38.9%	41.8%	32.6%	31.9%	38.8%
KPI 2 - At least 1 hour per week volunteering to support sport.							
2013/14	12.5	12.3	*	*	*	*	*
KPI 3 - Club membership in the last 4 weeks							
2013/14	21.6	22.0	32.9%	23.6%	19.3%	24.4%	29.0%
KPI 4 - Received tuition / coaching in last 12 months.							
2013/14	16.4	17.1	28.0%	19.4%	19.1%	14.4%	20.0%
KPI 5 - Taken part in organised competitive sport in last 12 months.							
2013/14	13.3	14.0	17.6%	16.1%	*	18.2%	17.9%

NORTH HERTFORDSHIRE PLAYING PITCH ASSESSMENT

Table 4 shows key indicators from APS 8 for North Hertfordshire and compares these to the corresponding rates for the East, England and statistical 'nearest neighbours' based on a CIPFA (the Chartered Institute of Public Finance and Accountancy) model. This type of comparison has been developed to aid local authorities to compare and benchmark. The model applies a range of socio-economic indicators, including population, unemployment rates, tax base per head of population, council tax bands and mortality ratios upon which the specific family group (nearest neighbours) is calculated. Key findings include:

- ◆ Participation – Just under 4 in 10 (38.9%) of adults participated in at least 1 x 30 minutes moderate intensity sport per week. This was above both the national average (35.8%) and the regional average (35.2%). It was above all but one of its 'nearest neighbours' which ranged from 31.9% to 41.8%.
- ◆ Sports club membership – over 3 in 10 (32.9%) are members of a sports club, based on the four weeks prior to the AP survey. This is above both the national average (21.6%) and the regional rate (22.0%) and is above all but one of its 'nearest neighbours'.
- ◆ Sports tuition – just under 3 in 10 (28.0%) received sports tuition during the 12 months prior to the AP survey. This was above the regional and national averages. It is also above all of its 'nearest neighbours'.
- ◆ Competitive sport – over 1 in 5 (17.6%) adults had taken part in competitive sport in the previous 12 months, this was above all but two of North Hertfordshire's 'nearest neighbours and also higher than the national (13.3%) and regional (14.0%) averages.

Figure 11: Key AP indicators, North Hertfordshire and nearest neighbours (2013/14).



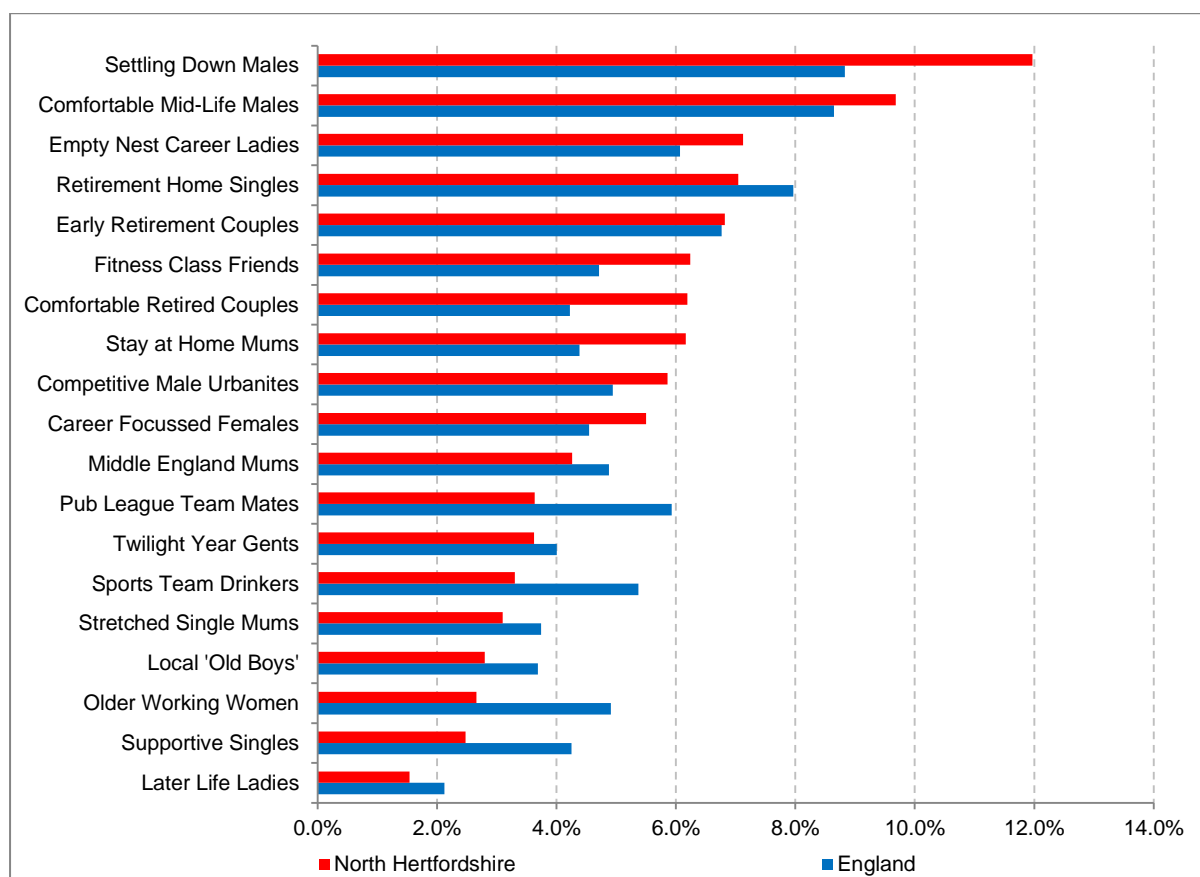
NORTH HERTFORDSHIRE PLAYING PITCH ASSESSMENT

Sporting segmentation

(Data source: Market segmentation, Sport England)

Sport England has classified the adult population via a series of 19 market segments which provide an insight into the sporting behaviours of individuals throughout the country. The profiles cover a wide range of characteristics, from gender and age to the sports that people take part in, other interests, the newspapers that they read etc. The segmentation profile for North Hertfordshire indicates 'Settling Down Males' to be the largest segment of the adult population at 11.97% (11,622) compared to a national average of 8.83%.

Figure 12: SE segmentation – North Hertfordshire compared to England



Knowing which segments are most dominant in the local population is important as it can help direct provision and programming. Whilst the needs of smaller segments should not be ignored, it is important for North Hertfordshire to understand which sports are enjoyed by the largest proportion(s) of the population. Segmentation also enables partners to make tailored interventions, communicate effectively with target market(s) and better understand participation in the context of life stage and lifecycles.

The following data indicates that Tim, Philip and Elaine are the three dominant groups, representing 28.8% (27,945) of the adult population, compared to 23.5% nationally.

NORTH HERTFORDSHIRE PLAYING PITCH ASSESSMENT

Table 5: Sport England market segmentation summaries

Segment, description and its top three sports nationally					
Settling Down Males	Tim			11,622	North
Sporty male professionals (aged 26-45), buying a house and settling down with partner.				11.97%	Hertfordshire
				10.47%	East
Cycling (21%)	Keep (20%)	fit/gym	Swimming (15%)	8.83%	England
Comfortable Mid-Life Males	Philip			9,403	North
Mid-life professional (aged 46-55), sporty males with older children and more time for themselves.				9.68%	Hertfordshire
				9.62%	East
Cycling (16%)	Keep (15%)	fit/gym	Swimming (12%)	8.65%	England
Empty Nest Career Ladies	Elaine			6,920	North
Mid-life professionals who have more time for themselves since their children left home (aged 46-55).				7.13%	Hertfordshire
				6.83%	East
Keep fit/gym (21%)	Swimming (18%)		Cycling (7%)	6.07%	England
Retirement Home Singles	Elsie & Arnold			6,840	North
Retired singles or widowers (aged 66+), predominantly female, living in sheltered accommodation.				7.04%	Hertfordshire
				7.94%	East
Keep fit/gym (10%)	Swimming (7%)		Bowls (3%)	7.97%	England
Early Retirement Couples	Roger & Joy			6,619	North
Free-time couples nearing the end of their careers (aged 56-65).				6.82%	Hertfordshire
				8.19%	East
Keep fit/gym (13%)	Swimming (13%)		Cycling (8%)	6.77%	England
Fitness Class Friends	Chloe			6,061	North
Young (aged 18-25) image-conscious females keeping fit and trim.				6.24%	Hertfordshire
				5.29%	East
Keep fit/gym (28%)	Swimming (24%)		Athletics (14%)	4.71%	England
Comfortable Retired Couples	Ralph & Phyllis			6,012	North
Retired couples (aged 66+), enjoying active and comfortable lifestyles.				6.19%	Hertfordshire
				5.05%	East
Keep fit/gym (10%)	Swimming (9%)		Golf (7%)	4.22%	England
Stay at Home Mums	Alison			5,984	North
Mums with a comfortable, but busy, lifestyle (aged 36-45).				6.16%	Hertfordshire
				5.38%	East
Keep fit/gym (27%)	Swimming (25%)		Cycling (12%)	4.39%	England
Competitive Male Urbanites	Ben			5,688	North
Male (aged 18-25), recent graduates, with a 'work-hard, play-hard' attitude. Most sporty of 19 segments.				5.86%	Hertfordshire
				5.30%	East
Football (33%)	Keep (24%)	fit/gym	Cycling (18%)	4.94%	England
Career Focussed Females	Helena			5,339	North
Single professional women, enjoying life in the fast lane (aged 26-45).				5.50%	Hertfordshire
				4.99%	East
Keep fit/gym (26%)	Swimming (23%)		Cycling (11%)	4.55%	England
Middle England Mums	Jackie			4,140	North
Mums (aged 36-45) juggling work, family and finance.				4.26%	Hertfordshire
				4.82%	East

NORTH HERTFORDSHIRE PLAYING PITCH ASSESSMENT

Segment, description and its top three sports nationally				
Keep fit/gym (27%)	Swimming (20%)	Cycling (9%)	4.88%	England
Pub League Team Mates	Kev		3,531	North Hertfordshire
Blokes (aged 36-45) who enjoy pub league games and watching live sport.			3.64%	East
Keep fit/gym (14%)	Football (12%)	Cycling (11%)	4.11%	England
Twilight Year Gents	Frank		5.93%	North Hertfordshire
Retired men (aged 66+) with some pension provision and limited sporting opportunities.			3.519	East
Golf (7%)	Keep fit/gym (6%)	Bowls (6%)	3.62%	England
Sports Team Drinkers	Jamie		4.25%	North Hertfordshire
Young blokes (aged 18-25) enjoying football, pints and pool.			3,206	East
Football (28%)	Keep fit/gym (22%)	Athletics (12%)	3.30%	England
Stretched Single Mums	Paula		3.98%	North Hertfordshire
Single mum (aged 26-45) with financial pressures, childcare issues and little time for pleasure.			3,009	East
Keep fit/gym (18%)	Swimming (17%)	Cycling (5%)	3.10%	England
Local 'Old Boys'	Terry		2.87%	North Hertfordshire
Generally inactive older men (aged 56-65), low income and little provision for retirement.			2,716	East
Keep fit/gym (8%)	Swimming (6%)	Cycling (5%)	2.80%	England
Older Working Women	Brenda		2.86%	North Hertfordshire
Middle aged ladies (aged 46-65), working to make ends meet.			2,585	East
Keep fit/gym (15%)	Swimming (13%)	Cycling (4%)	3.25%	England
Supportive Singles	Leanne		4.91%	North Hertfordshire
Young (aged 18-25) busy mums and their supportive college mates. Least active segment of her age group.			2,408	East
Keep fit/gym (23%)	Swimming (18%)	Athletics (9%)	2.48%	England
Later Life Ladies	Norma		3.22%	North Hertfordshire
Older ladies (aged 56-65), recently retired, with a basic income to enjoy their lifestyles.			1,495	East
Keep fit/gym (12%)	Swimming (10%)	Cycling (2%)	1.54%	England
			1.57%	

NORTH HERTFORDSHIRE PLAYING PITCH ASSESSMENT

The most popular sports in North Hertfordshire

A further aspect of the Active People survey and SE segmentation is that it makes it possible to identify the top five sports within North Hertfordshire. As with many other areas, gym and swimming are among the most popular activities and are known to cut across age groups and gender; in North Hertfordshire around 1 in 8 adults go to the gym, on average, at least once a month. The next most popular activity is swimming, 10.8% of adults go swimming on a relatively regular basis.

Table 6: Most popular sports in North Hertfordshire (Source: SE Area Profiles)

Sport	North Hertfordshire		East		England	
	No. (000s)	Rate	No. (000s)	Rate	No. (000s)	Rate
Gym	12.6	12.6%	484.2	10.1%	4,622.7	10.9%
Swimming	10.8	10.8%	529.3	11.1%	4,896.9	11.5%
Cycling	10.2	10.2%	400.9	8.4%	3,458.9	8.1%
Athletics	7.6	7.6%	295.5	6.2%	2,778.8	6.5%
Fitness & Conditioning	7.2	7.2%	315.1	6.6%	2,854.7	6.7%

Mosaic

(Data source: 2013 Mosaic analysis, Experian)

Mosaic 2013 is a similar consumer segmentation product and classifies all 26 million households into 15 groups, 67 household types and 155 segments. This data can be used to paint a picture of UK consumers in terms of their social-demographics, lifestyles, culture and behaviour and tends to be used to draw out population characteristics for the backdrop to library usage and other non-sporting activities. The following table shows the top five mosaic classifications in North Hertfordshire compared to the country as a whole. The dominance of these five segments can be seen inasmuch as they represent over 3 in 5 (62.3%) of the adult population compared to a national equivalent rate of less than half (40.7%).

Table 7: Mosaic – main population segments in North Hertfordshire

Mosaic group description	North Hertfordshire		National %
	#	%	
1 - Professional Rewards	16,204	16.3%	9.1%
2 - Careers and Kids	13,707	13.8%	5.6%
3 - Suburban Mindsets	11,912	12.0%	12.3%
4 - Ex-Council Community	11,277	11.3%	9.4%
5 - New Homemakers	8,853	8.9%	4.3%

The largest segment profiled for North Hertfordshire is the Professional Rewards group, making up 16.3% of households in the area, this approaches twice the national rate (9.1%). This group is defined as refers to the executive and managerial classes, some of whom may own small or medium sized business whilst others will have risen to senior positions in large multinational organisations. They are often in their 40's to 60's, are married and live in spacious family homes with children. Their properties are well maintained and equipped and their tastes conservative. These neighbourhoods are found in residential areas in the outer suburbs of large cities or in semi-rural villages.

NORTH HERTFORDSHIRE PLAYING PITCH ASSESSMENT

Figure 13: Mosaic segmentation – North Hertfordshire compared to England

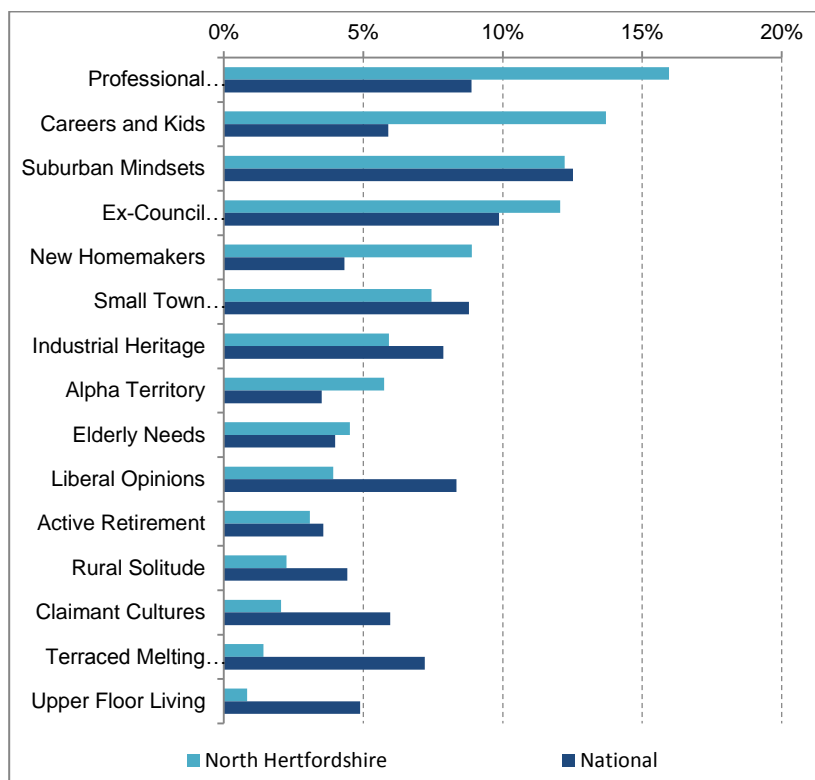


Table 8: Dominant Mosaic profiles in North Hertfordshire

Professional Rewards

This group is defined as the executive and managerial classes, some of whom may own small or medium sized business whilst others will have risen to senior positions in large multinational organisations. They are often in their 40's to 60's, are married and live in spacious family homes with children. Their properties are well maintained and equipped and their tastes conservative. These neighbourhoods are found in residential areas in the outer suburbs of large cities or in semi-rural villages.

Careers and Kids

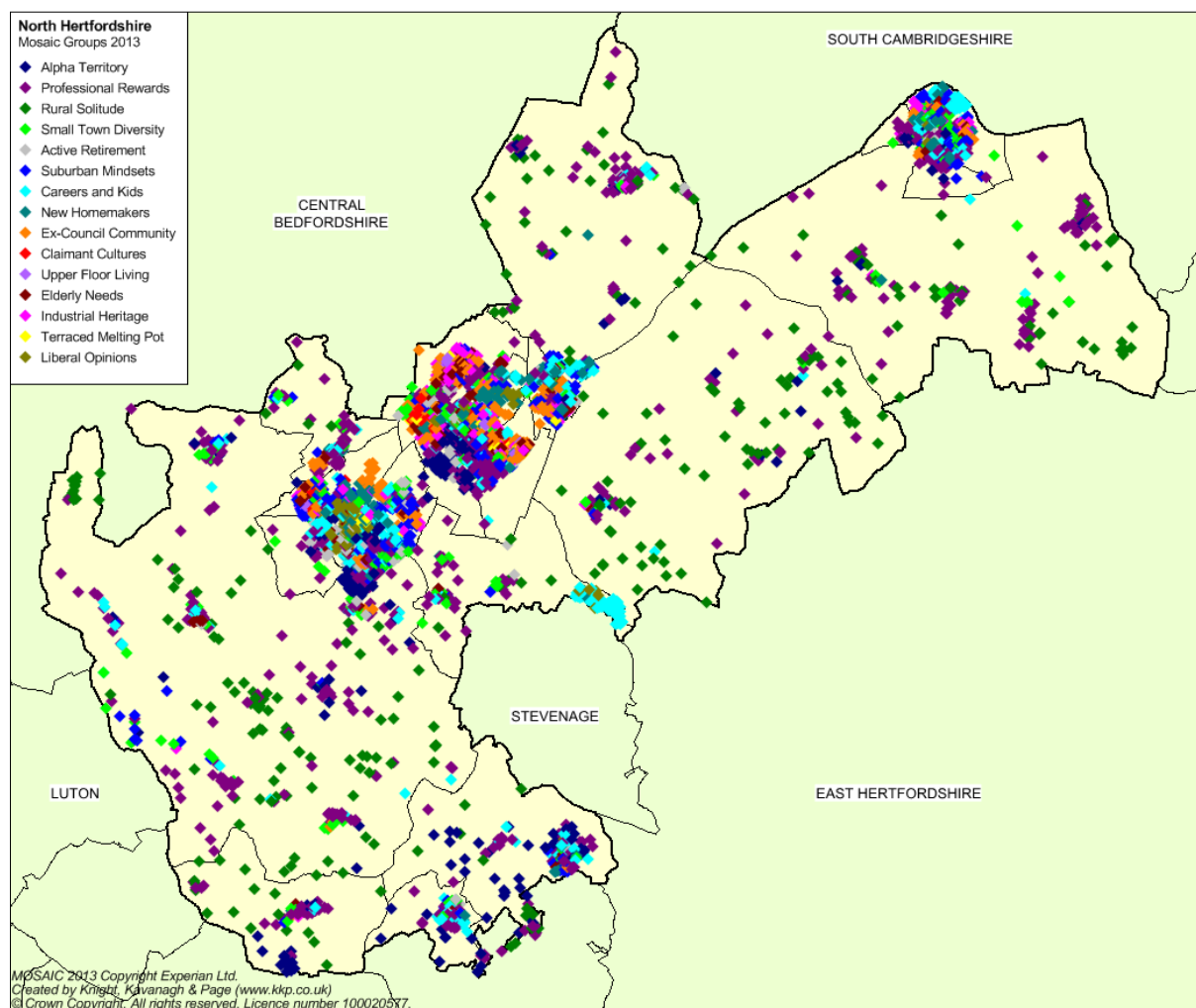
This group is defined as young couples whose lives are focused on the needs of their growing children and the creation of a comfortable family home. They are well educated and established in careers benefiting from the prospect of future career development. These neighbourhoods consist of new purpose-built family housing, which is not spacious but are well equipped, located on the outer edge of large cities/towns.

Suburban Mindsets

This group is defined as people who are predominantly middle class or skilled working class people who are married and living with their children in well maintained family houses. Some commute to City office jobs, whilst others earn good wages in manufacturing jobs. These people are industrious and value their independence, but do not necessarily get involved with their local community.

NORTH HERTFORDSHIRE PLAYING PITCH ASSESSMENT

Figure 14: Distribution of Mosaic segments in North Hertfordshire



Population projections

Strategic planning: Change from 2012 to 2037¹⁹

At strategic and operational levels plans to increase levels of physical activity must not be set in stone, they should be flexible and respond to predictable changes in age structure, gender and ethnic composition. The most recent ONS projections indicate a rise of 24.6% in North Hertfordshire's population (+31,573) over the 25 years from 2012 to 2037.

Over this extended timeframe fluctuations are seen in rise and fall at different points across the majority of age groups with population change acting more like a wave than a straight line (see figure 15). For example the number of 16-24 year olds falls by c.10% between 2012 and 2019 before rising again to 9.6% more than its 2012 baseline by 2037.

¹⁹ Office for National Statistics 2012-based population projections (data released May 2014)

NORTH HERTFORDSHIRE PLAYING PITCH ASSESSMENT

Figure 15: Projected population change (2012 -2037)

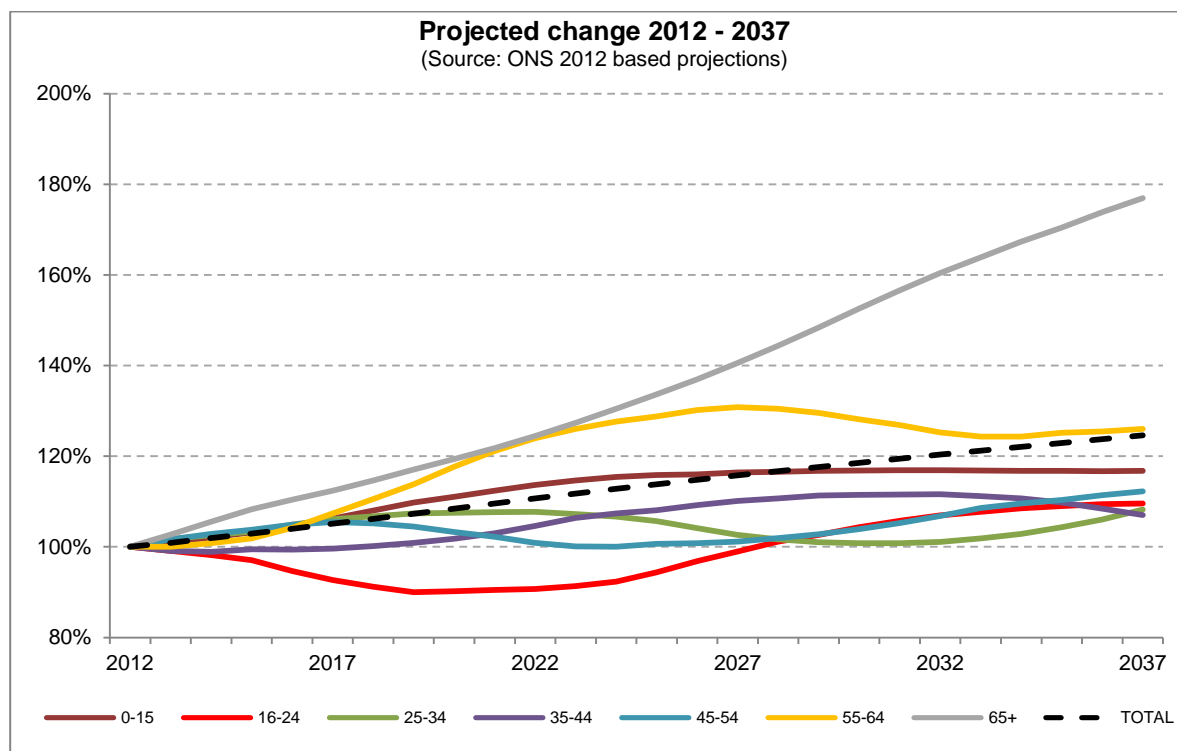


Table 9: North Hertfordshire - ONS Projected population (2012 to 2037)

Age (years)	Number			Age structure %			Change 2012 - 2037		
	2012	2024	2037	2012	2024	2037	2012	2024	2037
0-15	25,056	28,926	29,254	19.5%	20.0%	18.3%	100.0%	115.4%	116.8%
16-24	11,768	10,868	12,893	9.2%	7.5%	8.1%	100.0%	92.4%	109.6%
25-34	16,041	17,114	17,362	12.5%	11.8%	10.9%	100.0%	106.7%	108.2%
35-44	19,023	20,424	20,358	14.8%	14.1%	12.7%	100.0%	107.4%	107.0%
45-54	19,189	19,196	21,539	14.9%	13.3%	13.5%	100.0%	100.0%	112.2%
55-64	14,718	18,787	18,545	11.5%	13.0%	11.6%	100.0%	127.6%	126.0%
65+	22,633	29,523	40,051	17.6%	20.4%	25.0%	100.0%	130.4%	177.0%
Total	128,428	144,838	160,001	100.0%	100.0%	100.0%	100.0%	112.8%	124.6%

Population projections are based on straightforward process which models observed trends in fertility and mortality rates plus migration factors. Nevertheless they can illustrate a relatively complex picture of change. Several key points are outlined below:

- One of the most notable points is the progressive rise in the number of 0-15 year olds, rising by +3,870 (+15.4%) over the first half of the projection (to 2024). This will place pressure on differing types of sporting, educational and cultural provision (facility and services) by age, gender and sub-groups of the cohort.
- In contrast, there is predicted to be decline in the number of 16-24 year olds, -7.6% in the first period (-900) followed by growth back to +9.6% (+1,125) in the second period. Consequently Sport England's target of 'increasing the number of 14-25 year olds playing sport once a week' may prove difficult during the first period in which numerical stasis would represent a marginal increase in participation rates.
- There is a continuous increase in the numbers of persons aged 65+ and a need to consider varying sports offers for this age group. This represents an increase of +30.4% (+6,890) in the

NORTH HERTFORDSHIRE PLAYING PITCH ASSESSMENT

first period continuing to rise to +77.0% (+17,418) between 2012 and 2037. While the age group represented 17.6% of North Hertfordshire's population in 2012 it is projected to be 25.0% of the total by 2037 - this is a quarter of the population.

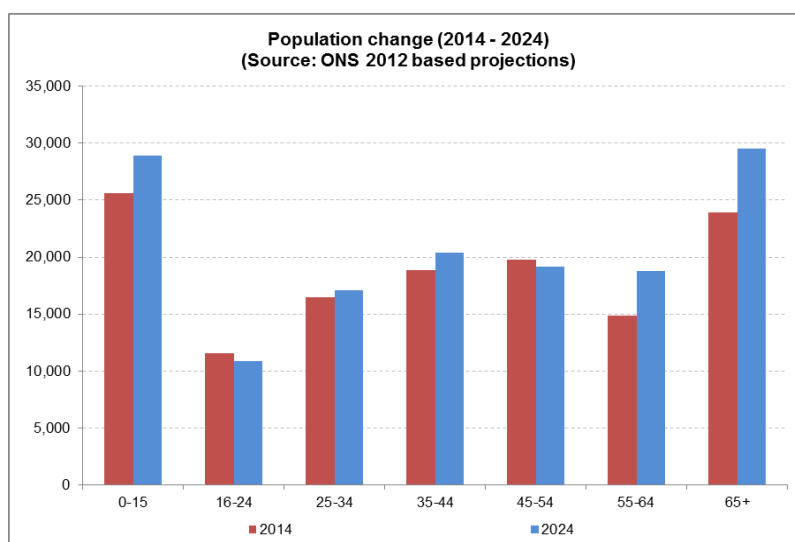
Service planning: Significant change over the coming decade

While strategic planning needs to consider change over 20 to 25 years, service planning is often more closely aligned to a much shorter time horizon, typically 5 to 10 years. Over the decade to 2024 it is projected that the overall number of people in North Hertfordshire will rise by +13,969 (+10.7%). However, significant age specific variations will have implications for different markets, economic and health issues, for example, there will be:

- ▶ +3,347 (+13.1%) more 0-15 year olds; and
- ▶ -547 (-2.8%) fewer 45-54 year olds; and
- ▶ +3,956 (+26.7%) more 55-64 year olds; and
- ▶ +5,635 (+23.6%) more people aged 65+.

Figure 16: Projected population change (2014 -2024)

Facilities planning for increases in the 65+ and 0-15 age groups may lead the Council to determine that these opposing age groups require very different provision at key times of the day and week from other users. However, just as the 65+ age group often requires activities during the day activities for 0-5 year olds often follow similar time patterns. Conversely, activities for 5-15 year olds are focused more closely on after school and weekend activities.



NORTH HERTFORDSHIRE PLAYING PITCH ASSESSMENT

APPENDIX 3: MINI SOCCER DEFINITIONS AND LAWS OF THE GAME

The Football Association Laws for Mini-Soccer

This guide provides the Laws for Under 9 and Under 10 versions of the game, with children playing a maximum of 7v7.

Please remember:

- a) From season 2013/14 Under 9's are not permitted to play in leagues where results are collected or published or winner trophies are presented, this is deemed to be detrimental to the development of the player and the game and will not be sanctioned.

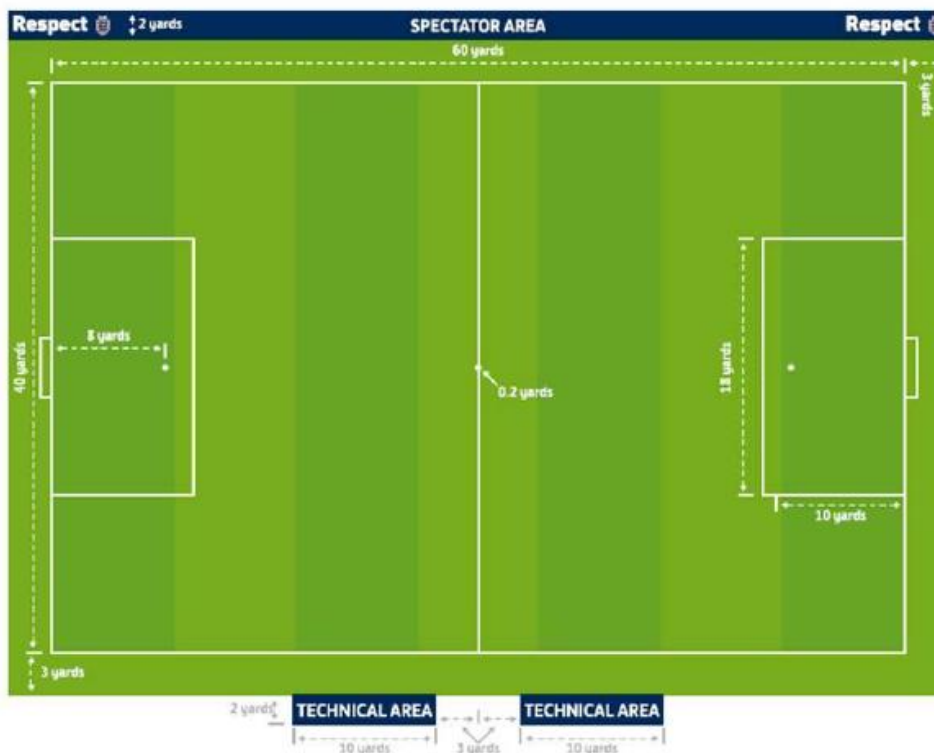
- b) Under 9's can play in a maximum of three trophy events during the season, lasting a maximum of four weeks each. These are short-term experiences helping children learn about winning and losing in an appropriate environment. The winners of these events can be published and trophies can be presented.

From season 2014/15 the above two paragraphs a) and b) will refer to U10's also – no league tables to be published and the option of three trophy events over a maximum of four weeks, spread during the season.

Except where other provision, in these Laws are made, the Laws of Association Football apply. Each Law is numbered to correspond with the appropriate Law of the Game. These Laws are mandatory unless special permission is granted by The Football Association.

Law 1 Playing Area

NORTH HERTFORDSHIRE PLAYING PITCH ASSESSMENT



Halfway Line

The field of play is divided into two halves by a halfway line. The centre mark is indicated at the mid-point of the halfway line. This is also used as the retreat line when restarting play with a goal kick.

Goal Size

The distance between the posts is 12ft and the distance between the lower edge of the cross bar and the ground is 6ft.

Law 2

The Ball

- The ball should be size 3 for U9
- The ball should be size 4 for U10
- It should be safe and made of leather or another suitable material

Law 3

Number of Players

	Maximum number per team, including goalkeeper
Under 9 and Under 10	7v7

NORTH HERTFORDSHIRE PLAYING PITCH ASSESSMENT

The above table indicates the maximum number of players per team at that age group. If the competition would like to have smaller numbers, e.g. 4v4 at U9 or U10, this is allowed within this framework.

A match may not START if either team consists of fewer than five players. The minimum number of players in a team required for a match to CONTINUE is also five. Matches can begin with 7v6 but the importance and ethos of Mini-Soccer should be upheld wherever possible and the development of the children should come before the score line.

Players must play with and against players only from their own age range, as per Football Association and Competition rules.

Each team must not have a squad greater than double the size of the team per age.

Any number of substitutes, without being named, may be used at any time with the permission of the referee. A player who has been replaced may return to the playing area as a substitute for another player.

All team members should receive equal playing time where possible, with a best practice recommendation of at least 50% per player for each game.

Law 4 Playing Equipment

Players must wear shin guards and goalkeepers must wear a distinguishing playing strip. Shin guards must be covered entirely by the socks.

Players must wear the appropriate clothing dependant on the weather.

Correct footwear must be worn for the surface of the pitch e.g. no metal studs on artificial grass pitches.

Law 5 Referees

The Authority of the Referee

Each match is controlled by a referee who has full authority to enforce the Laws for Mini-Soccer in connection with the match to which they have been appointed.

Furthermore, referees should also recognise their role is to facilitate learning of the players, for example, allow young children to take a second attempt at a throw-in if the first is not within the Laws.

Law 6 Assistant Referee

Assistant referees are not required.

Law 7 Duration of the Game

In any one day, no player shall play more than 60 minutes. It is the responsibility of the parent/carer or organisation to ensure the child does not exceed this. Each

NORTH HERTFORDSHIRE PLAYING PITCH ASSESSMENT

league/competition will determine its own playing time within the maximum time permitted however the maximum duration will be two halves of 25 minutes.

It is permitted during development matches that the periods of play can be split into equal quarters.

The half time interval must not exceed 5 minutes.

Please refer to the Standard Code of Rules for Youth Competitions.

Law 8

Start and Restart of Play

Procedure

A kick-off is taken at the centre of the playing area to start the game and after a goal has been scored.

Opponents must be 5 yards away from the ball and in their own half of the field. The ball must be played forward. In Mini-Soccer a goal cannot be scored directly from a start or restart of play.

Special Circumstances

A dropped ball to restart the match, after play has been temporarily stopped inside the penalty area, takes place on the penalty area line parallel to the goal line at the point nearest to where the ball was located when the play stopped. No goal can be scored direct from a dropped ball.

Law 9

Ball In and Out of Play

Normal rules apply, as per Laws of Association Football.

Law 10

Method of Scoring

Normal rules apply, as per Laws of Association Football.

Law 11

Offside

There is no offside.

Law 12

Fouls and Misconduct

Normal rules apply, as per Laws of Association Football.

However, in Mini-Soccer all free kicks are direct.

A free kick is awarded to the opposing team if the goalkeeper:

- Takes more than 6 seconds to release the ball from his/her hands
- Touches the ball again with his/her hands after it has been released from his/her possession and has not touched any other player

NORTH HERTFORDSHIRE PLAYING PITCH ASSESSMENT

- Touches the ball with his/her hands after it has been deliberately kicked to him/her by a team mate
- Touches the ball with his/her hands after he/she has received it directly from a throw in taken by a team mate

For all these offences, the free kick should be taken from the penalty area line, parallel with the goal line, at the nearest point to the offence.

Law 13

Free Kicks

For all free kicks opponents must be 5 yards from the ball.

Law 14

Penalty Kicks

Normal rules apply, as per Laws of Association Football.

Position of the Ball and the Players

All players except the defending goalkeeper and kicker must be outside the penalty area and at least 5 yards from the penalty mark.

The ball must be kicked forward.

Law 15

Throw-in

Normal rules apply, as per Laws of Association Football.

The role of the referee is to also allow young players to learn the game. This may involve letting players take throw-ins again, if incorrect technique is used. The referee should ensure the same player attempts a second time, with guidance and help from the match official.

Law 16

Goal Kick

Procedure

A player of the defending team kicks the ball from any point within the penalty area.

Optional 2012/13 - Opponents must retreat to their own half until the ball is in play.

The defending team does not have to wait for the opposition to retreat and has the option to restart the game before should they choose to.

The ball is in play when it is kicked directly out the penalty area.

Law 17

Corner Kicks

The opposing players must remain at least 5 yards from the ball until it is in play.

The kicker may not touch the ball again until it has touched another player. If he/she does, a free kick is awarded against them.

NORTH HERTFORDSHIRE PLAYING PITCH ASSESSMENT

APPENDIX 4: NON-TECHNICAL ASSESSMENTS

For each pitch and non-pitch sport, the non-technical assessment has a set of determined questions that provide an overall score for each individual pitch assessment:

Element	Rating						Comments
About the courts							
Evidence of moss/lichen (all surfaces)	None			Yes - some			Yes - lots
Loose gravel (macadam surface)	None			Yes - some			Yes - lots
Holes or rips in surface (macadam, art. grass or polymeric surfaces)	None			Yes - some			Yes - lots
Grip underfoot	Good			Adequate			Poor
Line markings - quality	Good			Adequate			Poor
Surrounding fencing	Good			Adequate			Poor
Size of courts	Yes - fully			No- but adequate			No - not adequate
Adequate safety margins	Yes - fully			No- but adequate			No - not adequate
Slope of courts	Flat		Slight		Gentle		Moderate
Problem Areas: Evidence of Glass/ stones/ litter	None			Yes - some			Yes - lots
Problem Areas: Evidence of inappropriate use	None			Yes - some			Yes - lots
Access for disabled players - ie: ramps onto courts, width of gates	Good			Adequate			Poor
Changing Accomodation							
Changing Accomodation	Yes			No			
About the equipment							
Posts and net	Good			Adequate			Poor
Are the courts locked when not in use?	Yes			No			
Practice wall	Yes			No			

NORTH HERTFORDSHIRE PLAYING PITCH ASSESSMENT

Each question within the assessment holds a maximum weight of five points towards an overall pitch score, with the lowest score possible being zero for each question. In the above example (for tennis) a court that has good grip underfoot would score a maximum of five points, whereas a court with poor grip underfoot would score zero. A court with adequate grip underfoot would score three points.

An overall point percentage is then calculated to determine a quality rating on the following scale:

Good	Standard	Poor
More than 80%	50%-80%	Less than 50%

For playing pitch sports, the non-technical assessment follows Sport England methodology. The scoring system is in two sections; pitch questions and ancillary facility questions. The pitch based questions formulate the overall score, whilst the ancillary facility questions formulate a separate quality rating for ancillary facilities.

Pitch quality questions:

Element (gathered via a non-technical site assessment)	Rating					
Grass Cover	Good >80%		Adequate 60-80%		Poor <60%	
Does the pitch meet The FA minimum size?	Yes - as per the FA recommended size		Within FA recommended guidelines		No	
Slope of pitch (gradient and cross fall)	Flat		Moderate		Severe	
Length of grass	Good		Too long		Too short	
Evenness of pitch	Good		Adequate		Poor	
Problem Areas: Evidence of dog fouling/glass/litter/vehicle tracks	None		Yes - some		Yes - lots	
Problem Areas: Evidence of unofficial use/damage to the	None		Yes - some		Yes - lots	

NORTH HERTFORDSHIRE PLAYING PITCH ASSESSMENT

surface					
Problem Areas: Evidence of poor drainage	No evidence of standing water or poor drainage		Some evidence of poor drainage		Yes, poor drainage
Grass cutting	Yes, as required		Yes, but not frequent enough		No
Seeded	Yes, as required		Not known		No
Aerated (per year)	Three or more times		Once/ twice		No
Sand dressed	Within the last 12 months		Within the last 2 years		No
Fertilised	Within the last 12 months		Within the last 2 years		No
Weed killed	Within the last 12 months		Within the last 2 years		No

Ancillary quality questions:

Built facilities Quality (the following information will provide a quality rating for the changing rooms and ancillary facilities)					Comments
Is there a clubhouse on site?	Yes		No		
Is there a kitchen or bar within the clubhouse?	Yes		No		
Is there a set of changing rooms for the pitch?	Yes		No		
Quality of the changing accommodation (exterior)?	Good		Adequate		Poor

NORTH HERTFORDSHIRE PLAYING PITCH ASSESSMENT

Quality of changing accommodation (interior)?	Good		Adequate		Poor	
Is there shower provision	Yes, Self-contained in changing rooms		Yes, communal player showers		No	
Are there dedicated toilets for players?	Yes, Self-contained in changing rooms		Yes, communal player toilets		No	
Is there an officials changing room?	Yes, with dedicated toilet and shower facilities		Yes, but shared toilet and shower facilities		No	
Is there access to dedicated spectator toilets?	Yes		No			
Is there a dedicated medical room?	Yes		No			
Are accessible (DDA compliant) facilities provided?	Yes		No			
Is appropriate car parking available?	Yes		No			
Is there a boundary fence preventing unauthorised access?	Yes		No			

As with non-pitch sports, the pitch and its ancillary facilities are then assigned a score on the following scale:

Good	Standard	Poor
More than 80%	50%-80%	Less than 50%